

# MERIDIAN<sup>®</sup>

## PARTS BOOK



### **BULK SEED TENDER<sup>®</sup>** 405 SEED EXPRESS<sup>™</sup>

This page intentionally left blank

## TABLE OF CONTENTS

<b>DESCRIPTION</b>	<b>PAGE</b>
405 Seed Tender Overview . . . . .	1
Main Body Assembly, #40191 . . . . .	2
Ladder, Slide Gate, View Port, and Sample Gate . . . . .	12
Tender Base Assembly, #40297 . . . . .	13
Hydraulic Manifold Control System Wiring, #10333 . . . . .	22
Hydraulic Hoses Routing . . . . .	24
Weigh System . . . . .	25
Decals And Lighting . . . . .	26
Conveyor Rest Upright Assemblies, #40290, 40291 . . . . .	27
Conveyor Hitch Receiver Assembly 405, #44844 . . . . .	28
8in, 24ft Conveyor, #80195 . . . . .	30
Tender 405-8 “No Trailer” Assembly, #80990 . . . . .	36
Tender Triple Axle Gooseneck Hitch, #80991 . . . . .	38
Tender Triple Axle Bumper Hitch, #80992 . . . . .	39
Gooseneck Hitch, #32039 . . . . .	40
Bumper Hitch, #80166 . . . . .	41
Triple Axle, #40194 . . . . .	42
Triple Axle Fender Assembly, Driver-Side, #40352 . . . . .	44
Triple Axle Fender Assembly, Pass-Side, #40353 . . . . .	46
Warranty Statement	

## PATENT INFORMATION



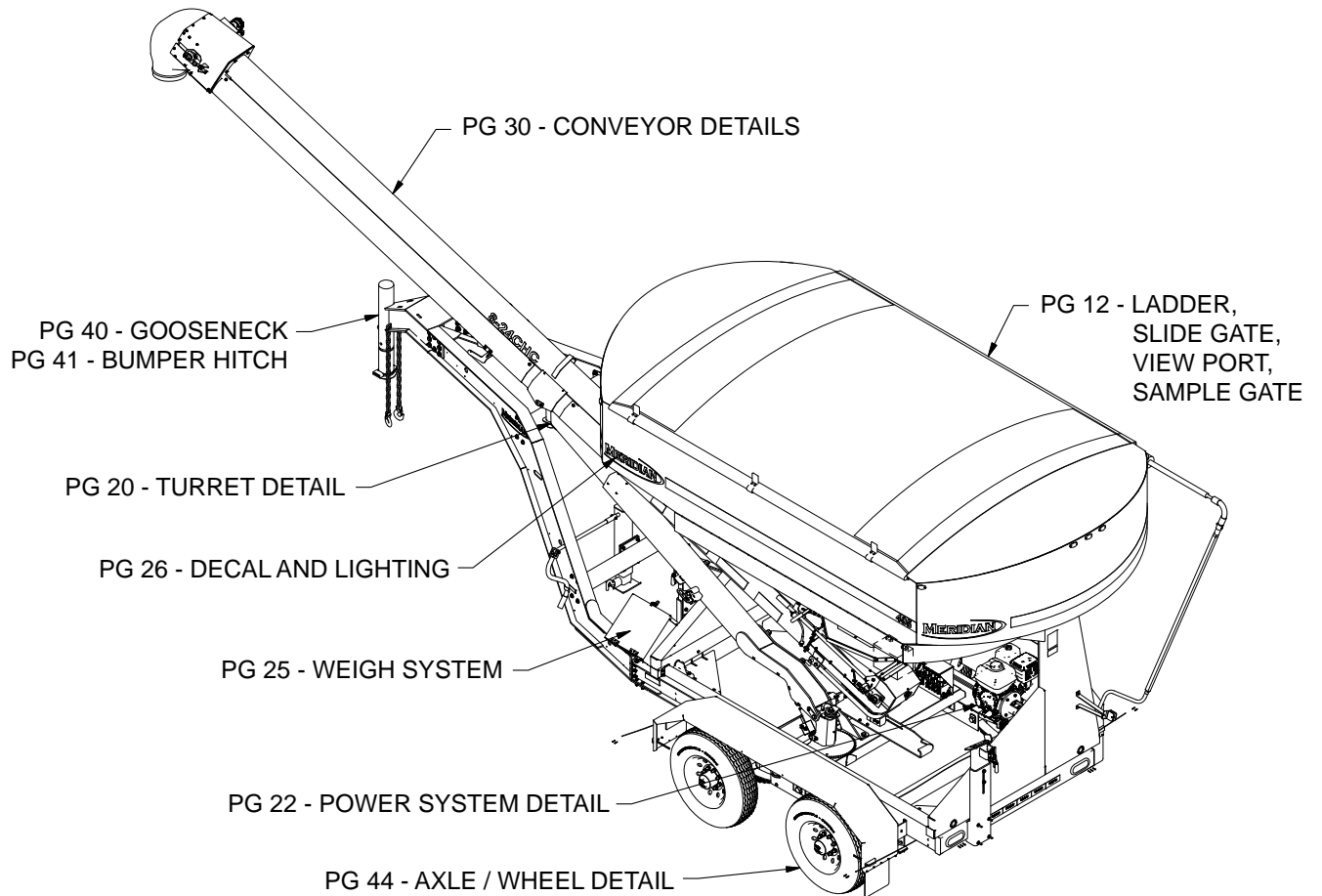
Meridian® continuously enhances its product offering through product improvements and new product innovations. Marketplace feedback, technological innovation, new materials and manufacturing methods, and a philosophy of continuous improvement constantly challenge the company to develop new and better ways of addressing market needs. Meridian® is committed to innovation and reinvestment and as a result, the company maintains a portfolio of patents and intellectual property. For more information on our patents please see our website:

[www.meridianmfg.com/patents](http://www.meridianmfg.com/patents)

## 405 SEED TENDER

### ATTENTION:

The “Self-Fill” function is no longer available on the 405 seed tender as of 12/3/2021.



### PART #40191: MAIN BODY ASSEMBLY

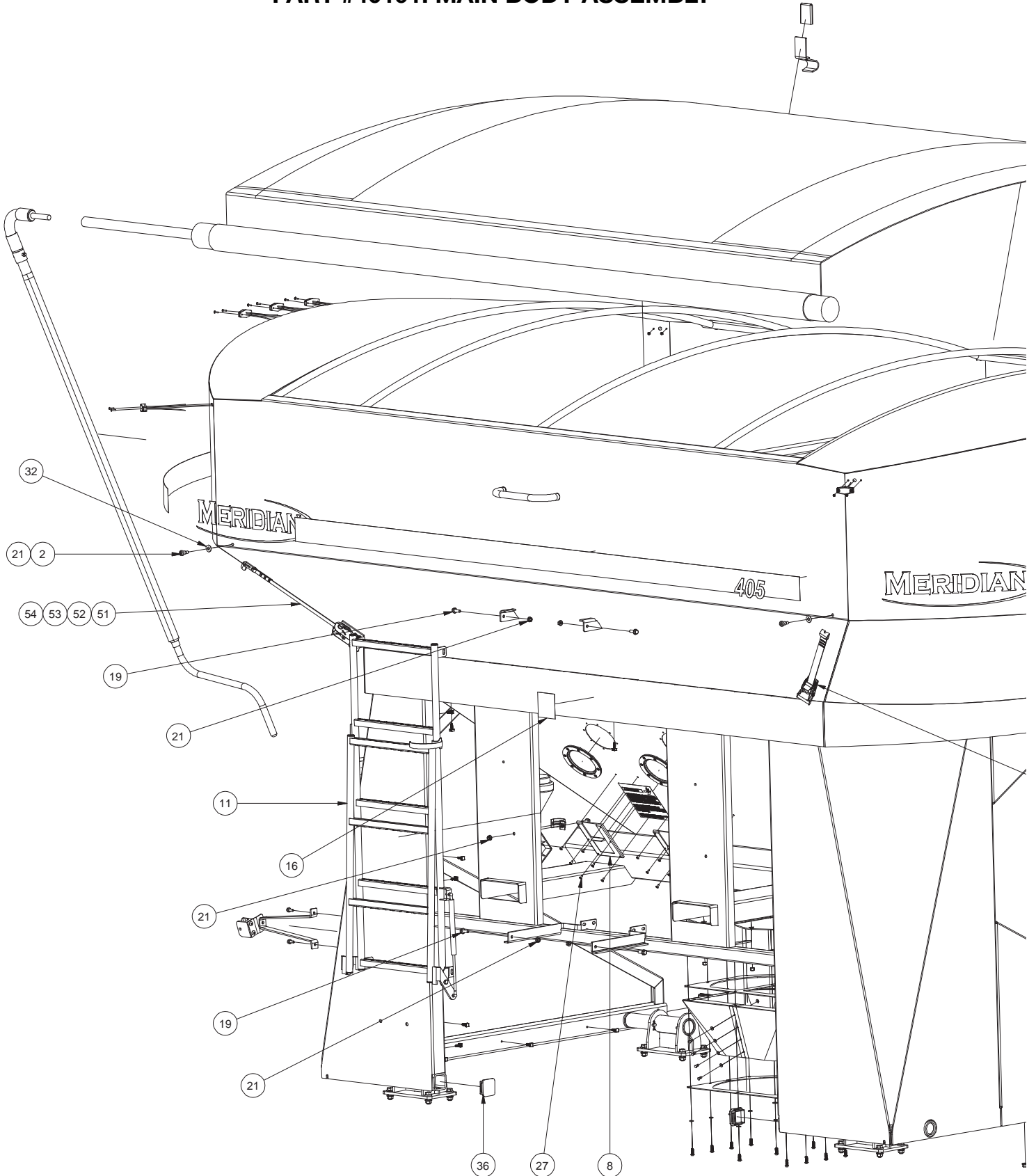
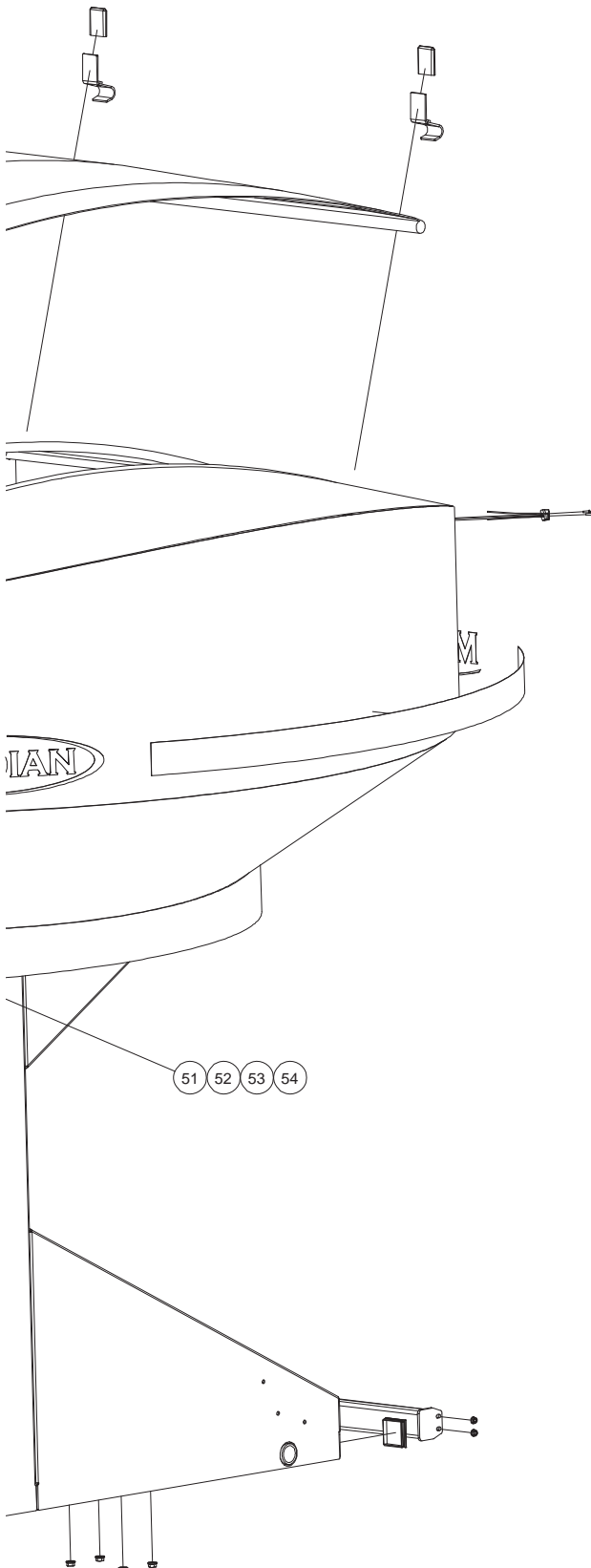
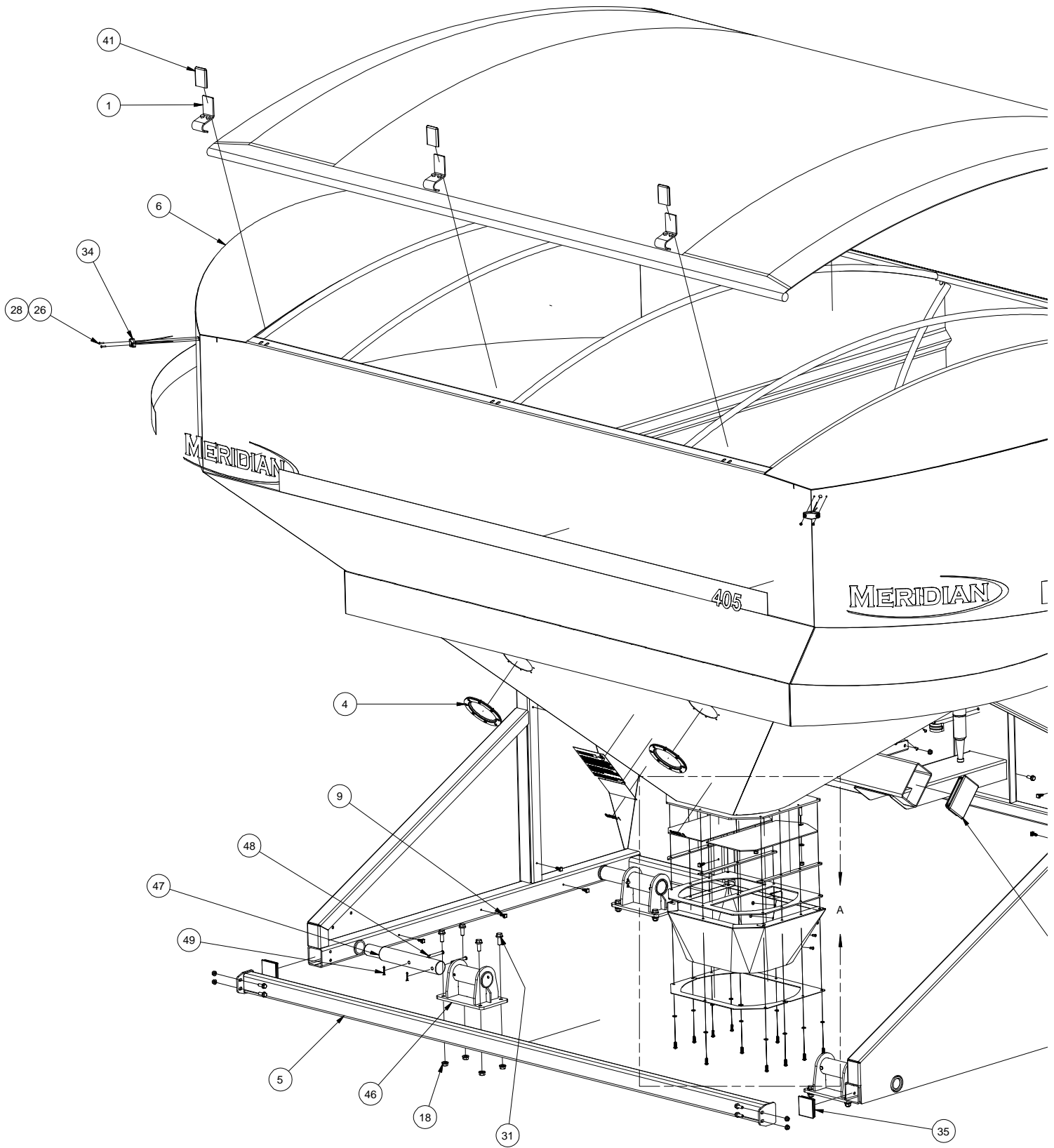
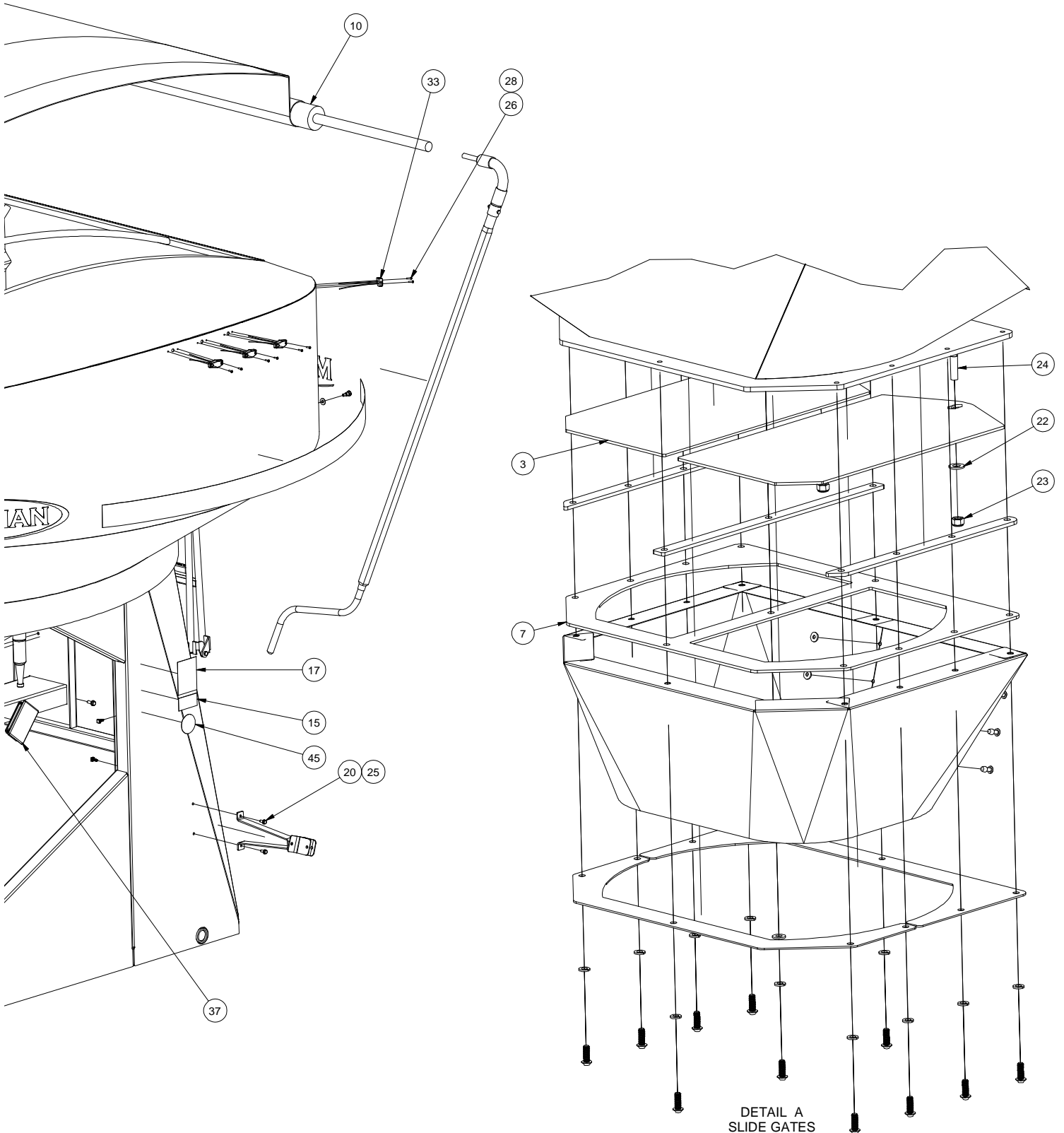


Table 1 - Part #40191: Main Body Assembly

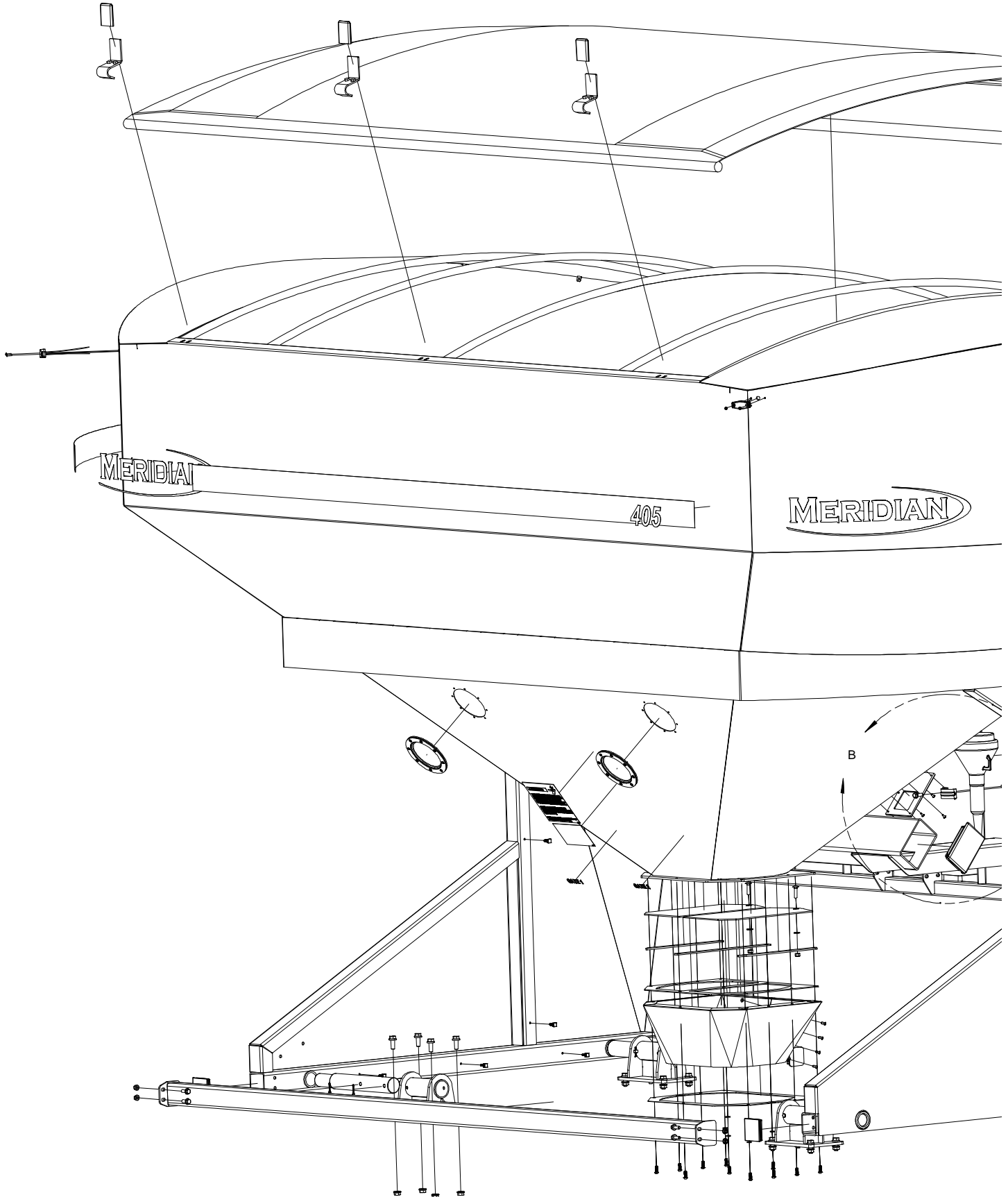


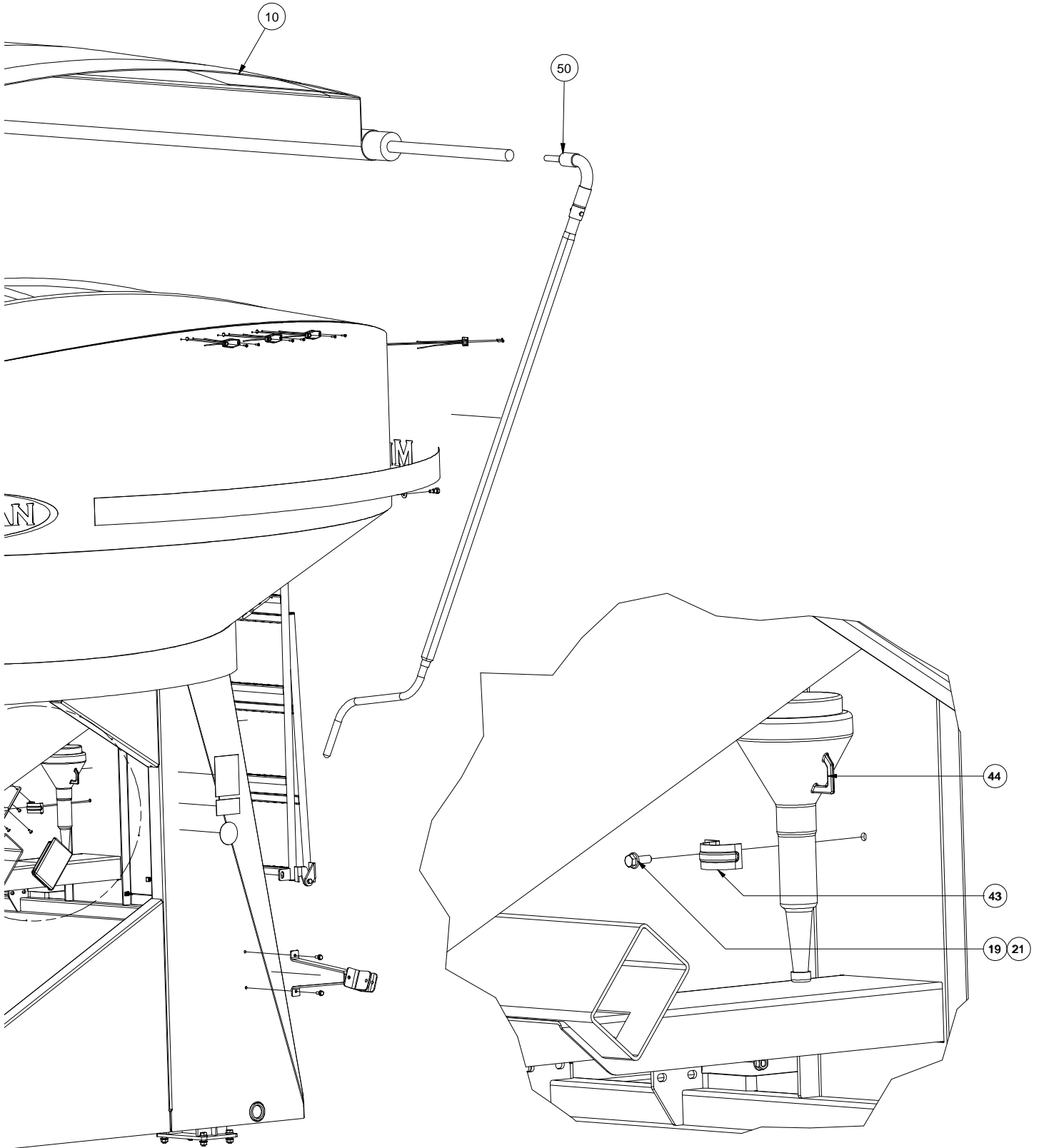
ITEM	QTY	PART #	DESCRIPTION
1	3	TARP STOP	AGRI COVER - MERIDIAN TARP STOP - (COMES WITH KIT)
2	2	19082	HEXAGON SOCKET HEAD SHOULDER SCREW
3	2	51018	SLIDE PLATE
4	4	47008	VIEW GLASS, S.S. RING ASSM.
5	1	40190	FRONT BRACE ASSEMBLY
6	1	40189	405 MAIN BODY, PAINTED
7	1	40188	SLIDE FRAME/HOPPER SKIRT ASSEMBLY 400 2016
8	2	36150-00	SAMPLE GATE
9	27	27055-00	ZIP TIE CLIP PUSH IN 23FCPM25095 FOR Ø.250" HOLE
10	1	26095	AGRI COVER TARP KIT 275/375 & 400/405
11	1	25899	LADDER ASSEMBLY
12	2	20090	DECAL GRADIENT W/DOTS 3.6" x 105.5"
13	2	20089	DECAL GRADIENT W/DOTS 3.6" x 83"
14	4	20081	MERIDIAN DECAL (25 x 6.5)
15	1	19984	DECAL SERIAL NUMBER
16	1	19939	FALLING HAZARD DECAL
17	1	19934	CAUTION READ MANUAL DECAL
18	16	19595	NUT, HEX, FLANGED, 1/2-13 UNC
19	5	19569	BOLT, HEX, FLANGED, 3/8-16 UNC x 1
20	2	19568	BOLT, HEX, FLANGED, 5/16-18 UNC x 0.75
21	7	19564	NUT, HEX, FLANGED, 3/8-16 UNC
22	6	19348	WASHER, FLAT 3/8
23	2	19347	Ø3/8"-16 UNC NYLON LOCKNUT
24	2	19335	Ø3/8"-16 UNC x 1 1/2" CARRIAGE BOLT
25	2	19318	NUT, HEX, FLANGED, 5/16-18 UNC
26	14	19141	SCREW #8-32 UNF x 5/8 ROUND HEAD PAN
27	12	19129	RIVET Ø3/16" (.375"-500" GRIP) SS WIDE DOME
28	14	19112	#8-32 UNC HEX NYLON NUT
29	1	19053	GATE 2 DECAL
30	1	19052	GATE 1 DECAL
31	16	18943	BOLT, HEX, FLANGED, STEEL, MILD 1/2-13 UNC x 1.25
32	2	18473	WASHER, 3/8 - WIDE - TYPE A STEEL, MILD
33	5	18229	RED CLEARANCE LIGHT
34	2	18151	AMBER CLEARANCE LIGHT
35	2	18000	3" x 3" PLASTIC PLUG (SQR-SQ-24-1 CAPPLUGS)
36	2	17972	PLUG, PLASTIC, 2.5 x 2.5 x 188 WALL SQ BLACK INSERT
37	2	17609	PLASTIC PLUG FOR 6" X 4" x 0.188 WALL RECT TBG
38	1	15061	DECAL TO REMOVE HOPPER COVER
39	2	15056	GATE PINCH POINT DECAL
40	2	10610	405 DECAL
41	3	14069	TARP STOP FLAT SLEEVE (FS627)
42	1	14044	CLEARANCE LIGHT HARNESS HOPPER
43	1	10436	CLAMP HEAVY DUTY STEEL ZINC 1-7/8" ID, 1-1/2" PIPE
44	1	10433	FUNNEL PLASTIC W/LID & CAP FLEX SPOUT 48OZ CAP.
45	1	10235	PATENT DECAL
46	4	30458	LOAD CELL MOUNT
47	4	23933	MOUNT PIN
48	8	18641	Ø3/8" x 3" HEADED PIN
49	8	19795	PIN, COTTER 1/8 x 1 EXTENDED PRONG SQUARE CUT TYPE
50	1	TARP HANDLE	HANDLE FLEX DRIVE 9 FT - (COMES WITH KIT)
51	2	TARP RATCHET	26095 - RATCHET STRAP W/HOOK & ADJUSTABLE BASE - (COMES WITH KIT)
52	4	19579	SCREW, FLANGED, SELF-TAPPING 3/8-16 UNC x 1
53	4	19343	NUT, HEX 3/8-16 UNC
54	4	19349	Ø3/8" LOCK WASHER



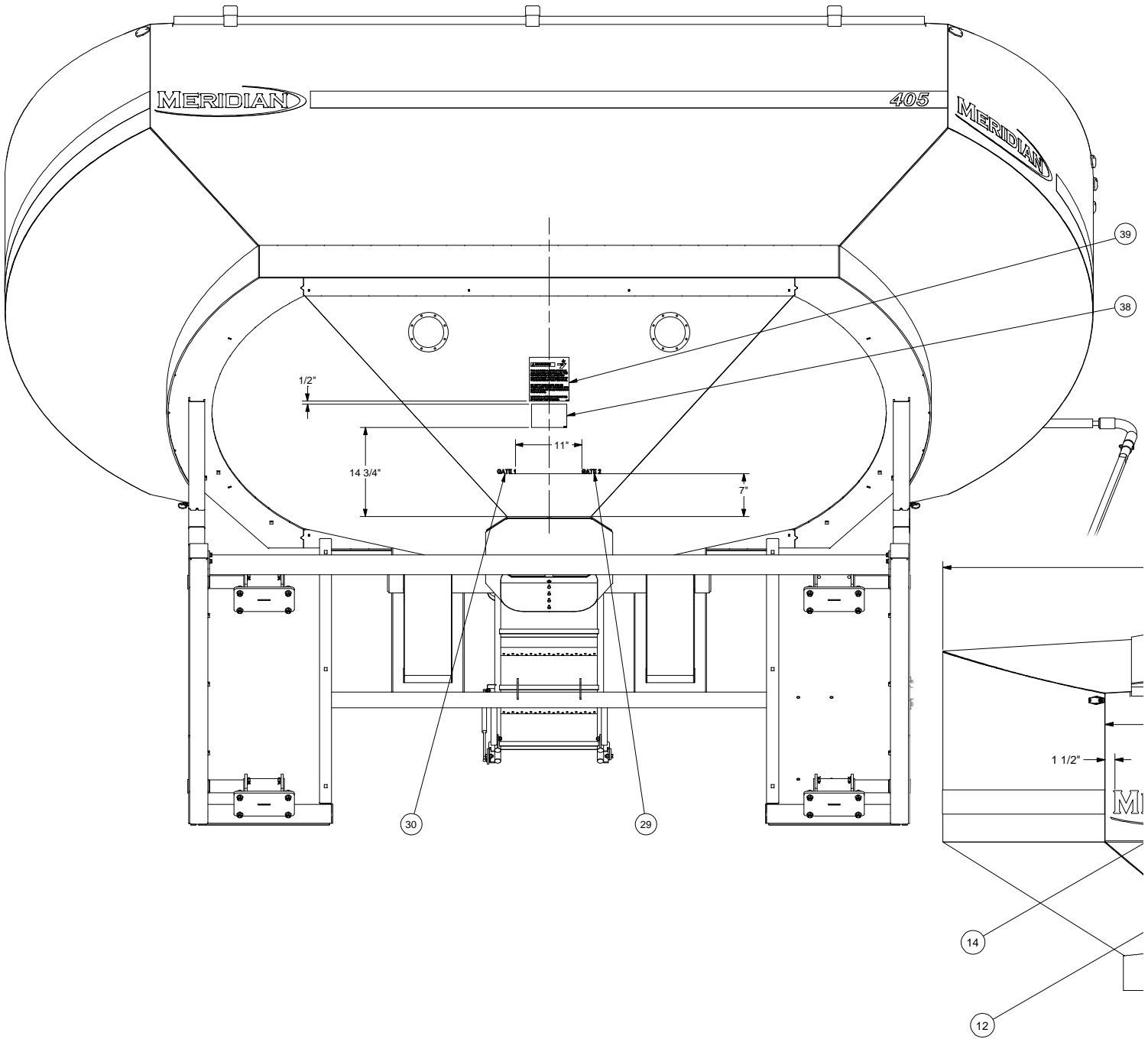


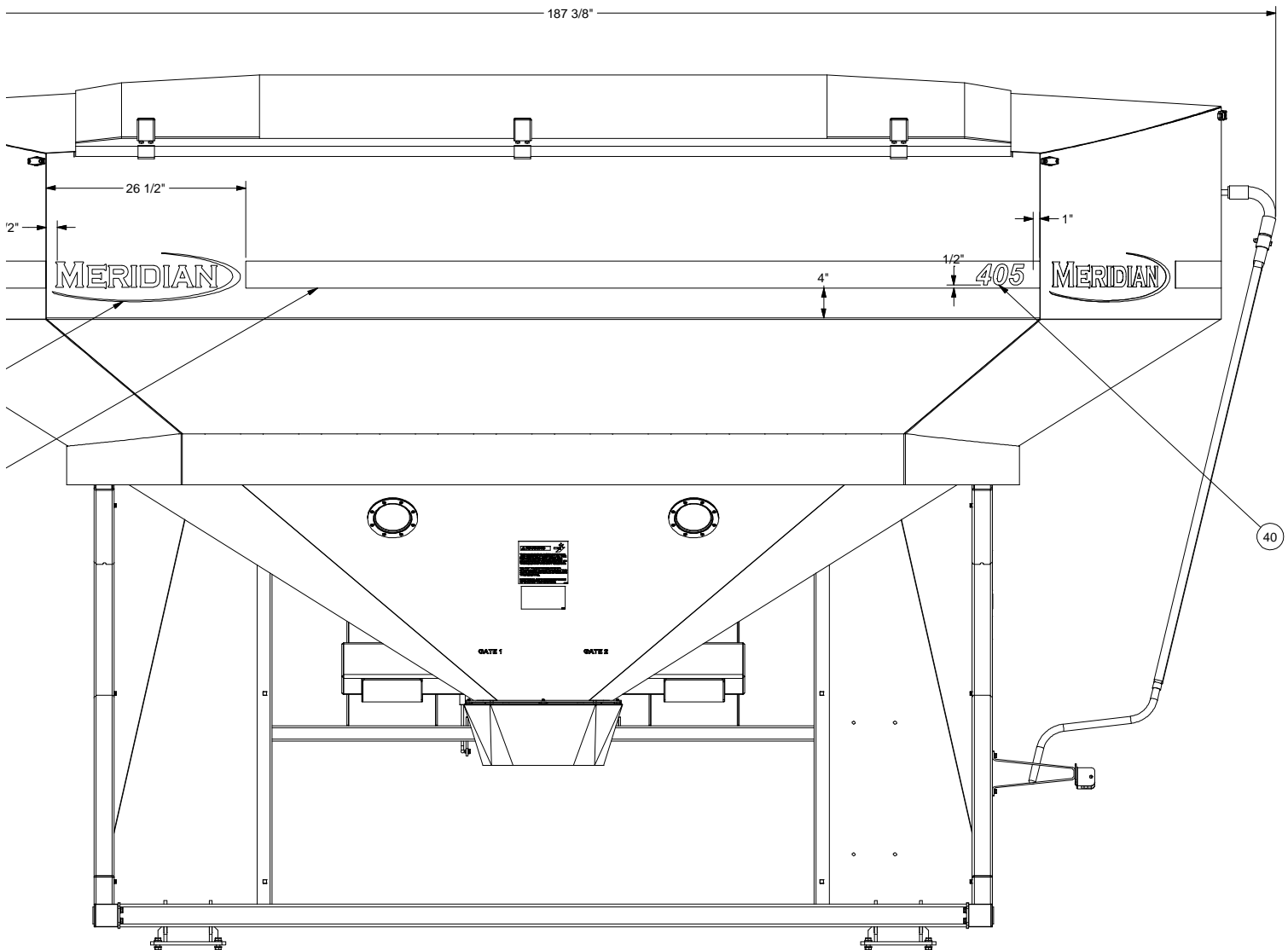
DETAIL A  
SLIDE GATES  
SCALE 1 / 5

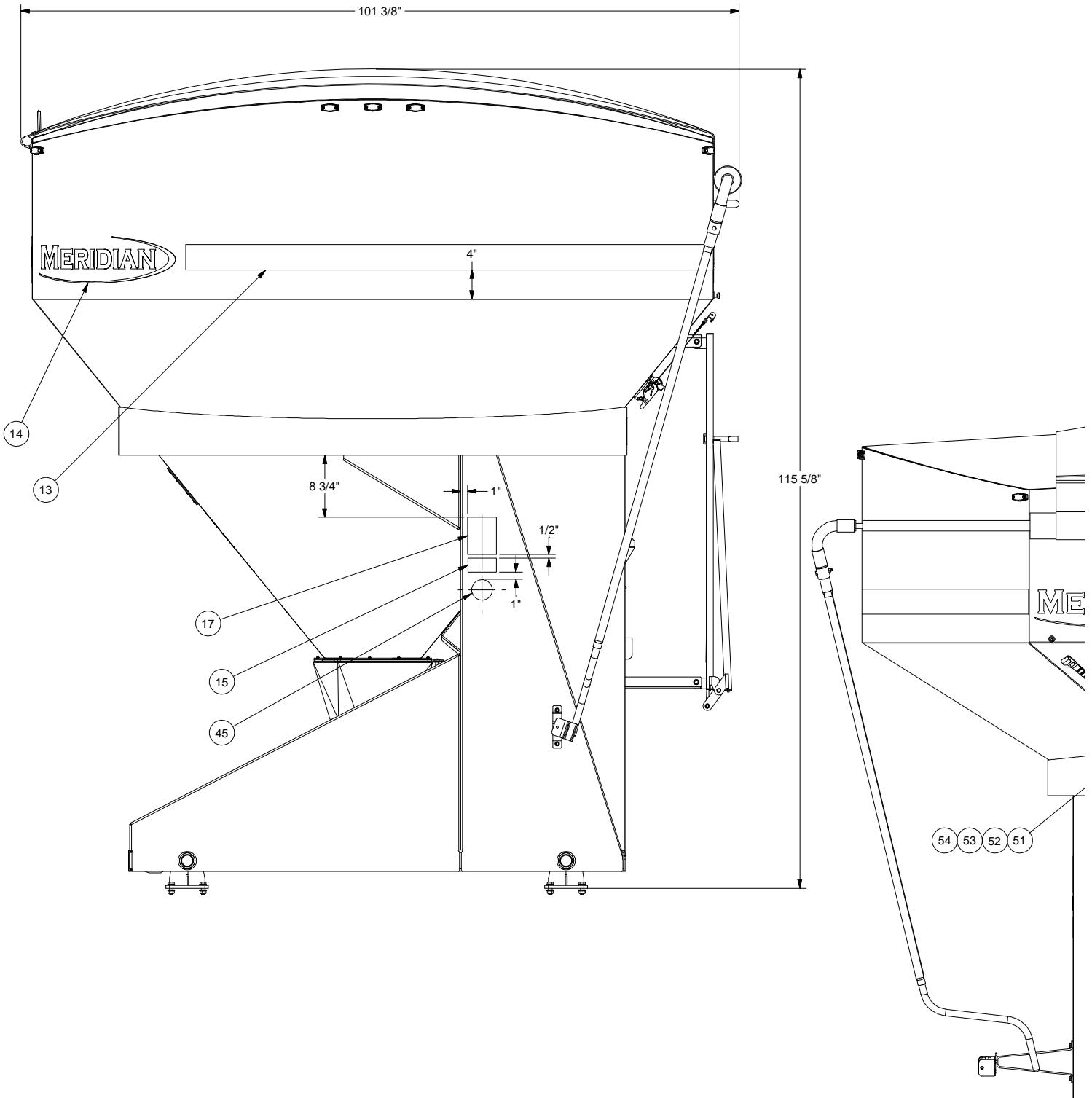


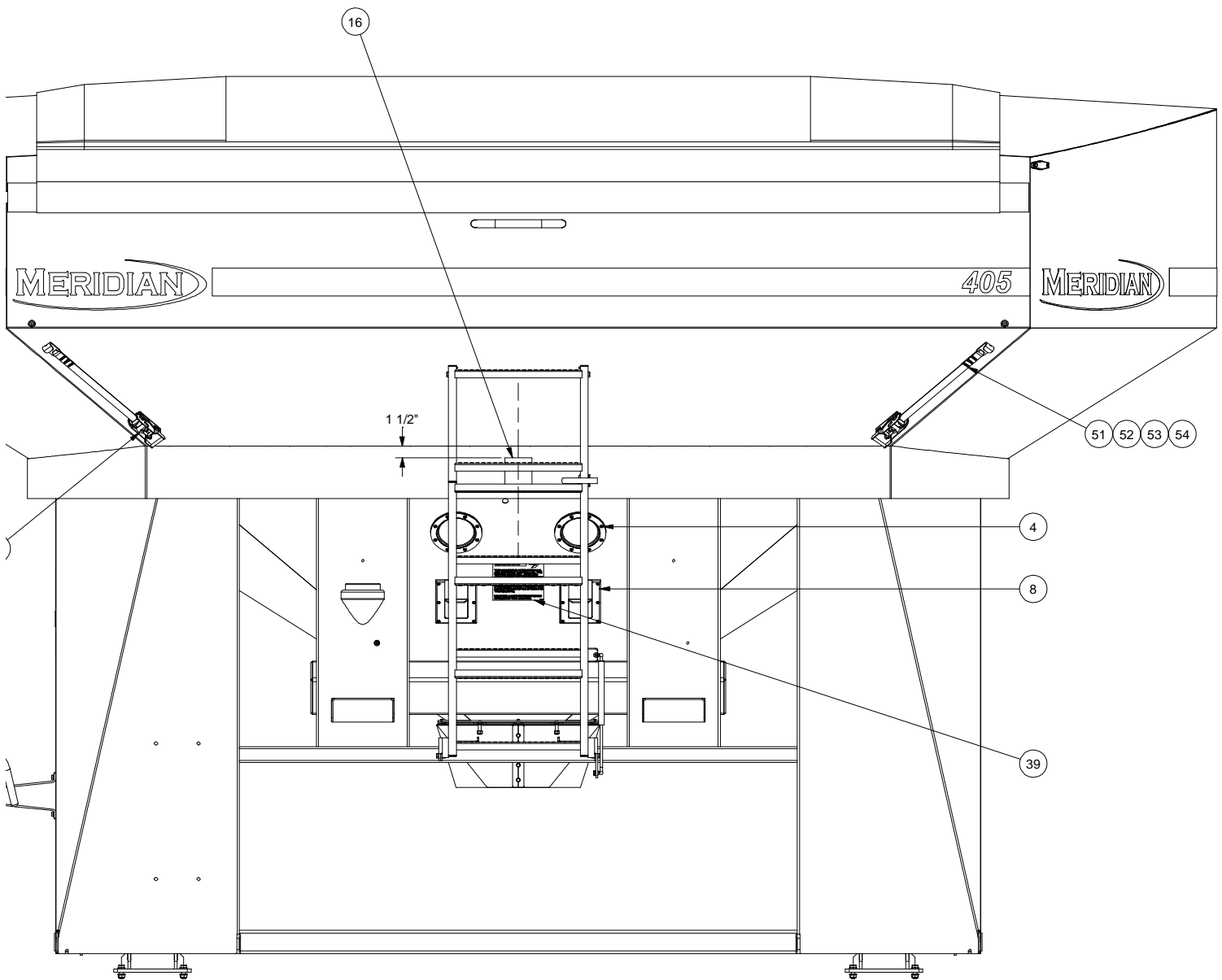


DETAIL B  
FUEL FUNNEL  
PARTS HIDDEN FOR CLARITY  
SCALE 1/5

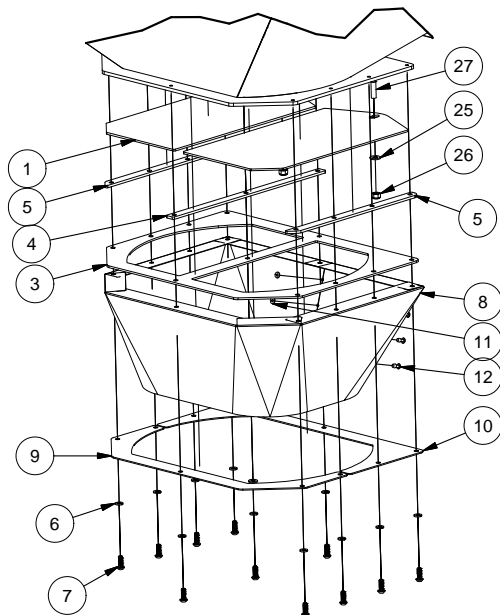
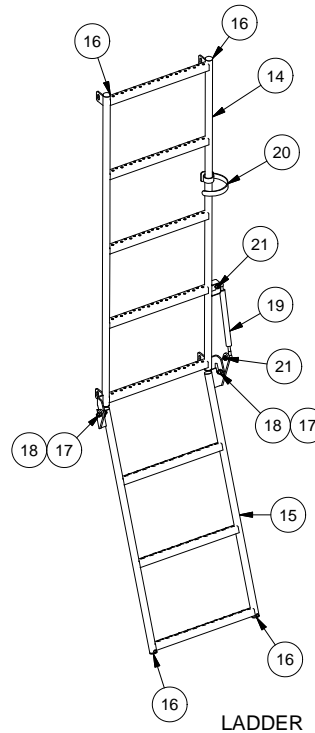
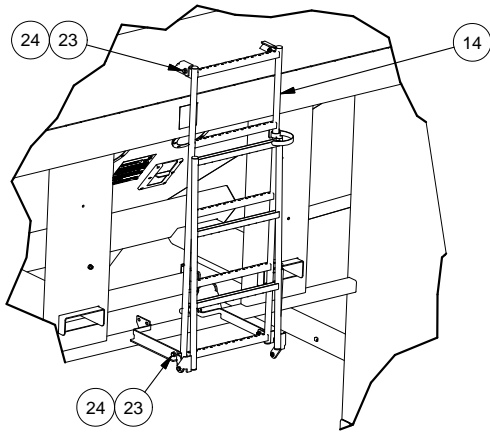




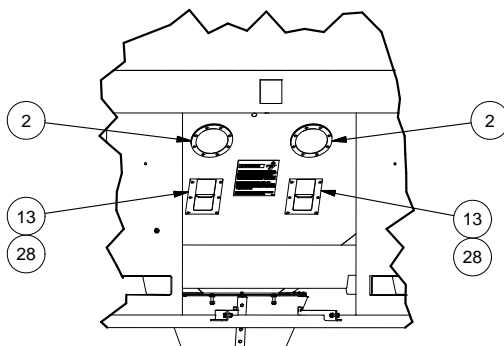




## LADDER, SLIDE GATE, VIEW PORT, AND SAMPLE GATE



SLIDE GATES



VIEW PORT & SAMPLE GATES

Table 2 - Ladder, Slide Gate, View Port, Sample Gate

ITEM	QTY	PART #	DESCRIPTION
1	2	51018	SLIDE PLATE
2	4	47008	VIEW GLASS, S.S. RING ASSM.
3	1	51020	SLIDE GATE BOTTOM PLATE
4	1	51019	SLIDE GATE CENTER SPACER
5	2	51037	SLIDE GATE SPACER
6	11	19322	WASHER, HELICAL SPRING LOCK 5/16 STEEL, MILD
7	11	10349	BUTTON HEAD SOCKET SCREW 5/16"-18 X 7/8" L ZINC
8	1	10413	HOPPER SKIRT CANVAS 405
9	1	51123	HOPPER SKIRT RETAINER PLATE FRONT 405
10	1	51124	HOPPER SKIRT RETAINER PLATE REAR 405
11	8	19130	Ø7/16" BACK-UP WASHER FOR 3/16" RIVET
12	4	19089	RIVET Ø3/16" (.059"-.354" GRIP) CLOSED END SS
13	2	36150-00	SAMPLE GATE
14	1	25673	TOP LADDER ASSEMBLY
15	1	25674	SWING LADDER ASSEMBLY
16	8	19063	Ø1" TUBE PLUG - 0.844 TO 0.944 I.D.
17	2	19325	BOLT, HEX, 3/8-16 UNC X1
18	2	19347	Ø3/8"-16 UNC NYLON LOCKNUT
19	1	19064	120 LB GAS SPRING ASSIST SHOCK
20	1	19138	SELF GRIPPING VELCRO CABLE
21	2	19318	NUT, HEX, FLANGED, 5/16-18 UNC
22	2	19067	RUBBER PAD
23	5	19569	BOLT, HEX, FLANGED, 3/8-16 UNC X 1
24	11	19564	NUT, HEX, FLANGED, 3/8-16 UNC
25	2	19348	WASHER, FLAT 3/8
26	2	19347	Ø3/8"-16 UNC NYLON LOCKNUT
27	2	19335	Ø3/8"-16 UNC X 1 1/2" CARRIAGE BOLT
28	12	19129	RIVET Ø3/16" (.375"-.500" GRIP) SS WIDE DOME

### PART #40297: TENDER BASE ASSEMBLY

**ATTENTION:**

The “Self-Fill” function is no longer available on the 405 seed tender as of 12/3/2021.

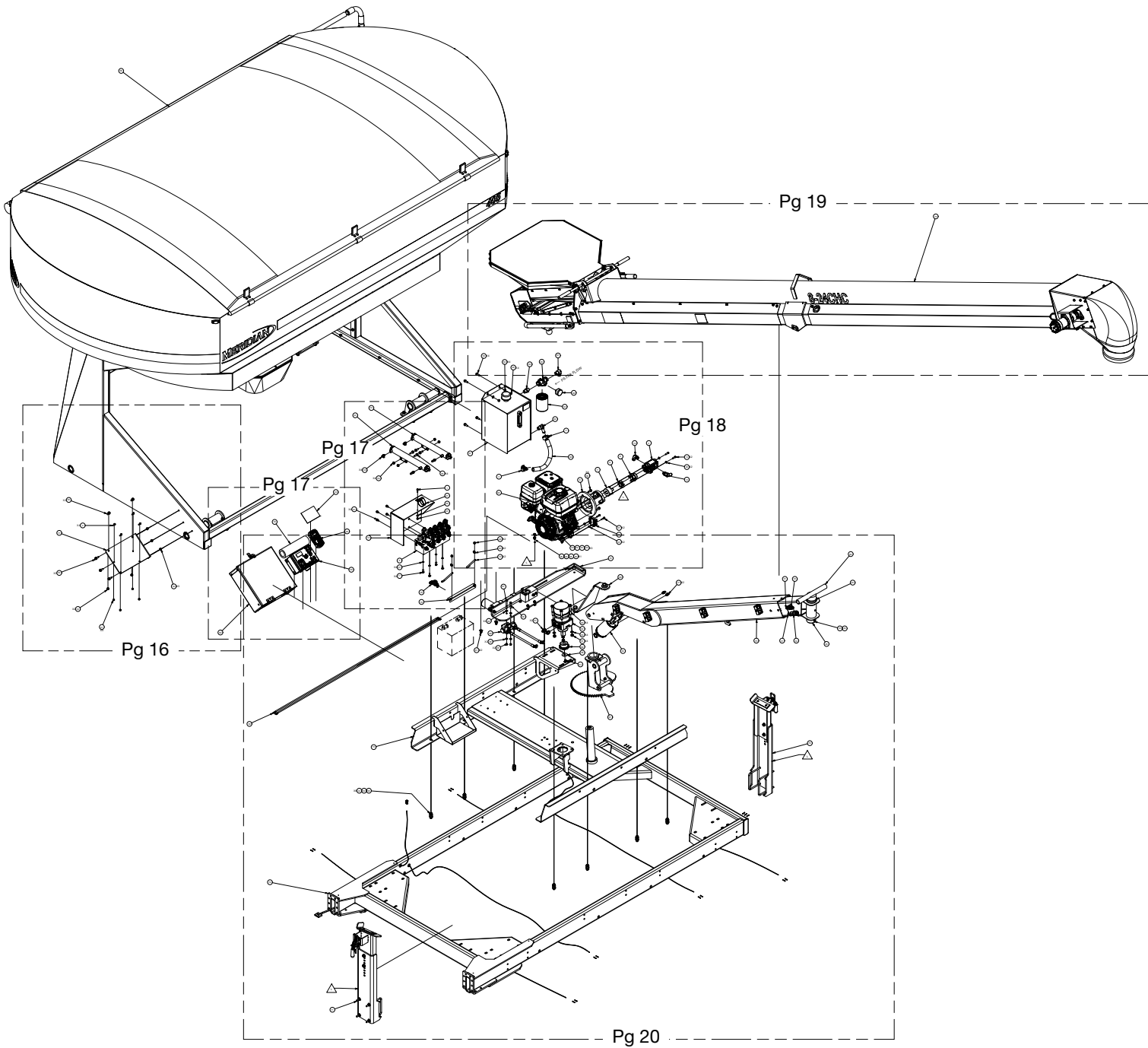
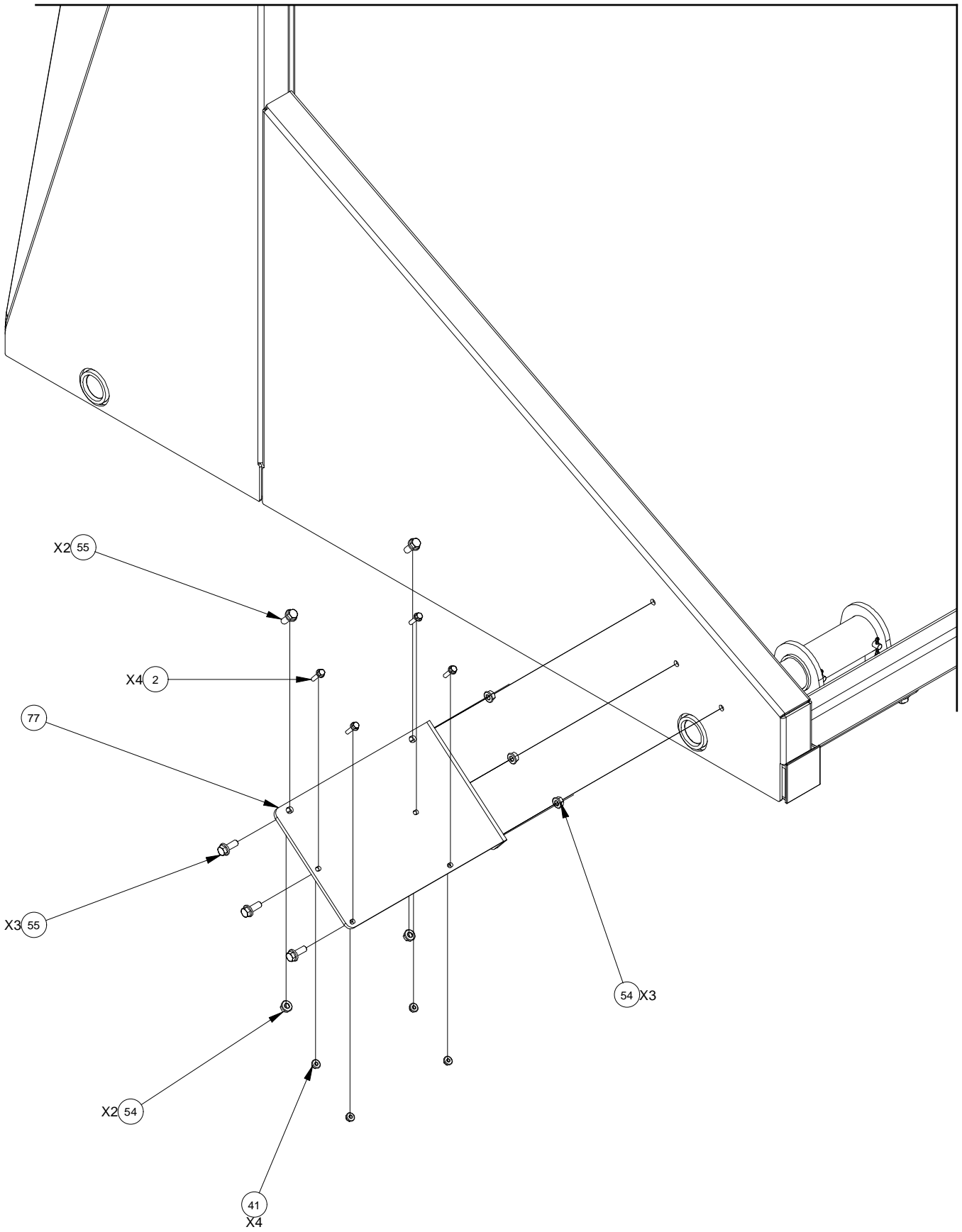
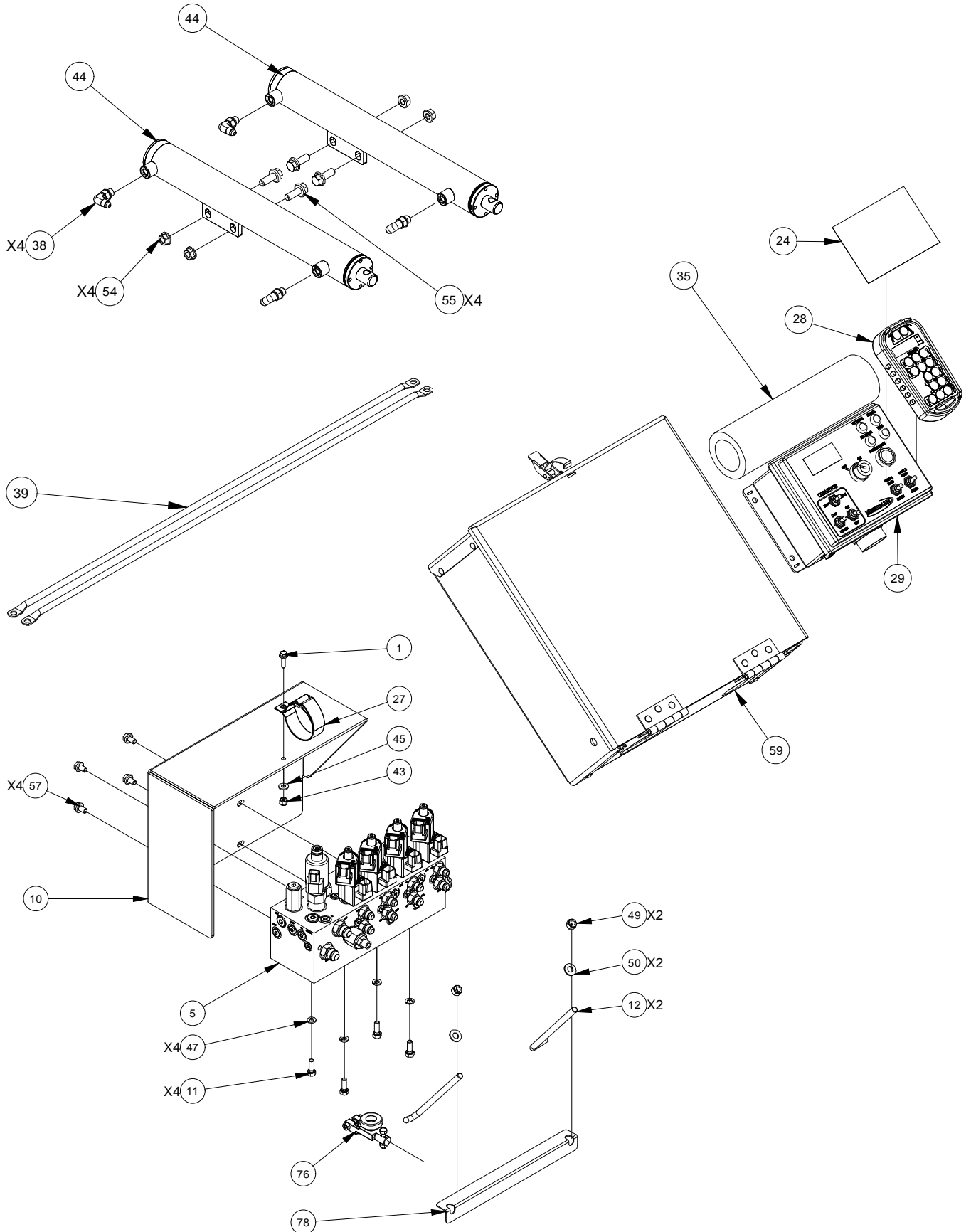


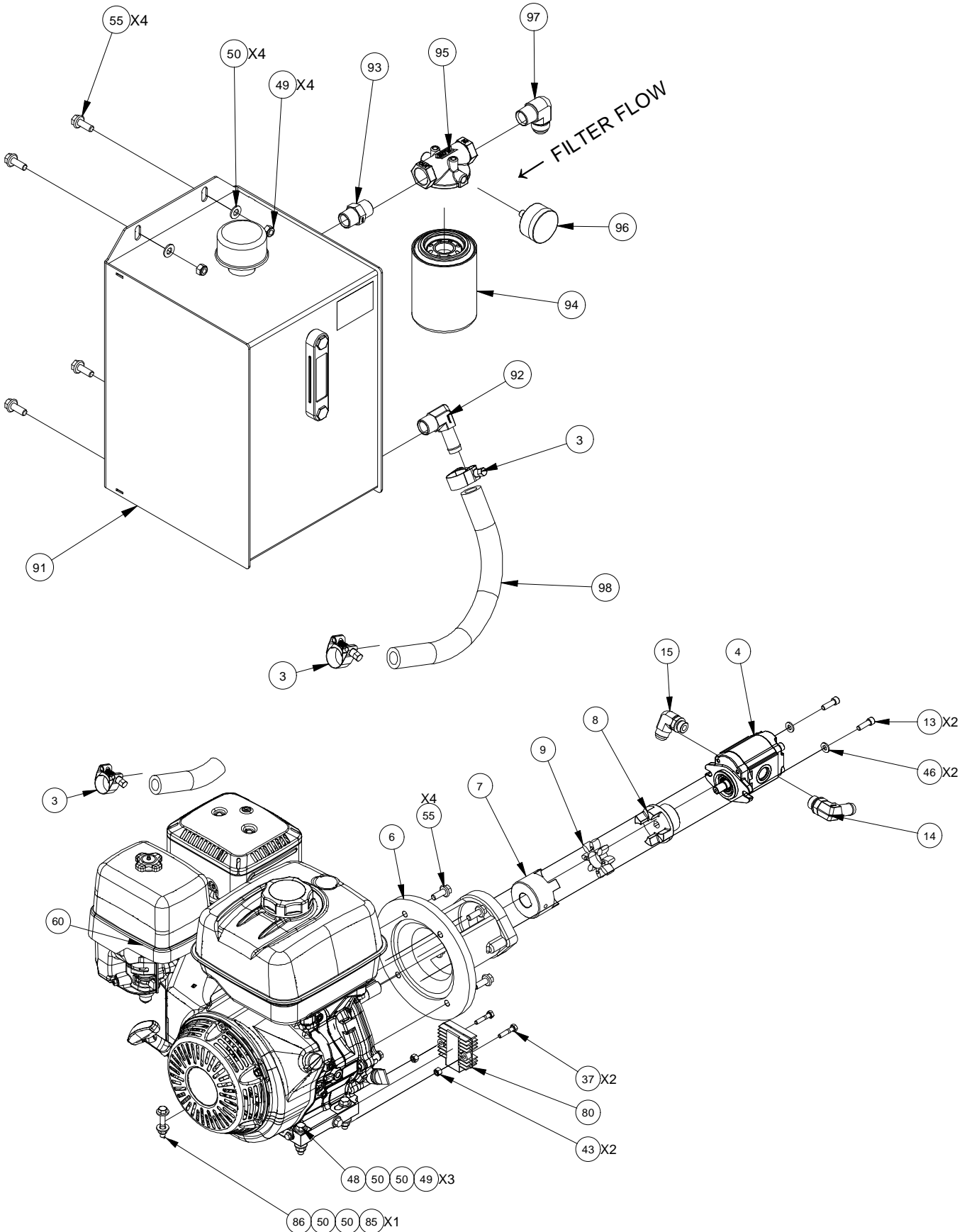
Table 3 - Part 40297: Tender Base Assembly

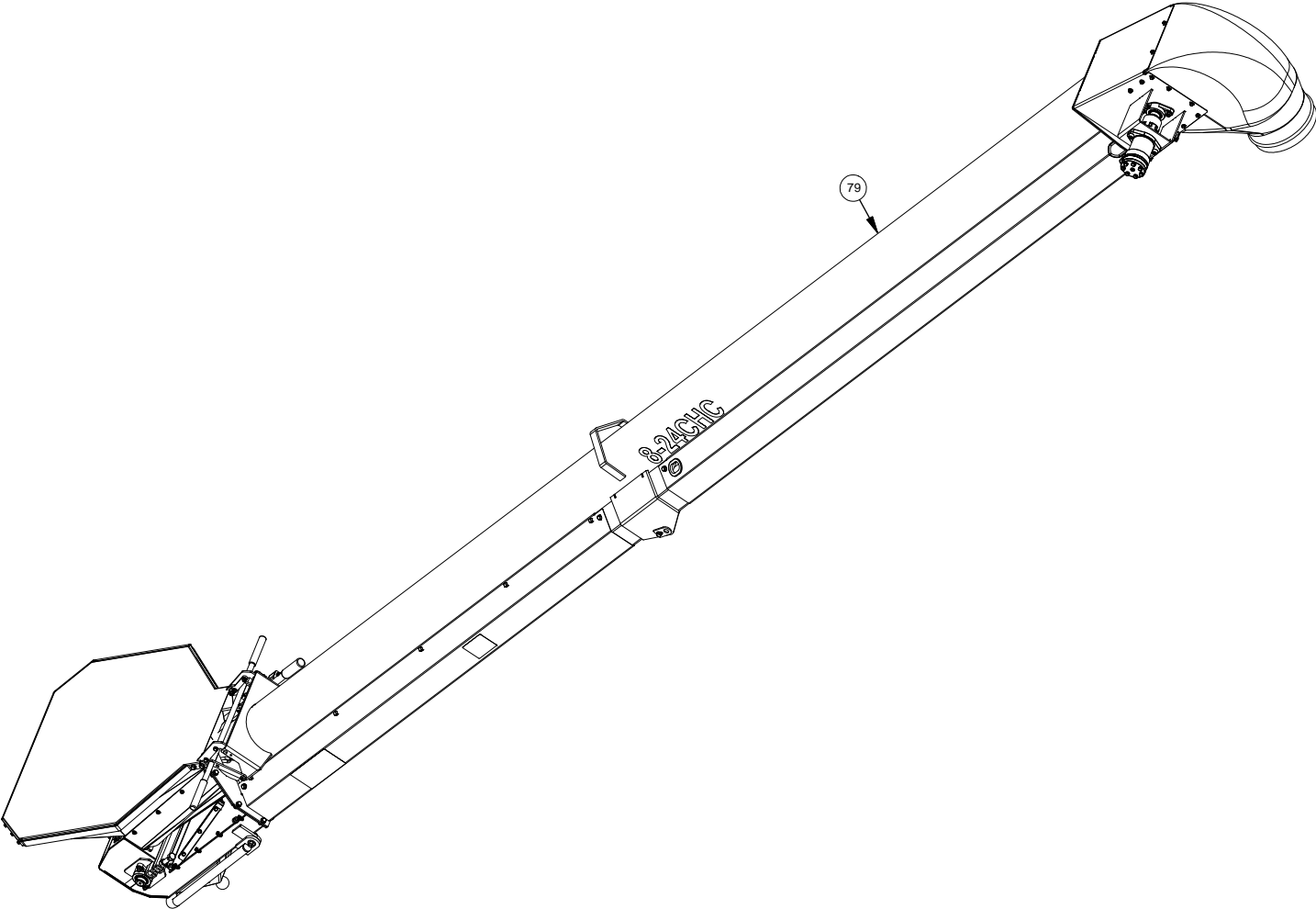
ITEM	QTY	PART #	DESCRIPTION
1	1	10039	BOLT, HEX, FLANGED, STEEL, MILD 1/4-20 UNC x 0.875
2	4	10040	BOLT, HEX, FLANGED, STEEL, MILD 1/4-20 UNC x 1
3	2	10186	CLAMP T-BOLT 1 5/32"-1 15/32" KURIYAMA TBC-SS031
4	1	10332	PUMP 9.3 CC/REV
5	1	10333	MANIFOLD HIC VALVE ASSEMBLY 2160059 405
6	1	10336	PUMP MOTOR ADAPTER BELL HOUSING
7	1	19249	COUPLING 1" x 1/4" KEY
8	1	10338	PUMP COUPLING 1/2" SHAFT 168E-1508
9	1	19291	RED COUPLING SPIDER
10	1	10371	PLASTIC MANIFOLD COVER 400 2016
11	4	10372	BOLT, HEX, 5/16-18 UNC x 0.875 STEEL, MILD
12	2	10373	HOLD DOWN HOOK BOLT 3/8"-16 x 6-3/4" LONG ZINC
13	2	10374	SOCKET HEAD CAP SCREW Ø5/16"-18 x 1" L ZINC
14	1	10380	ADAPTER HYD 90° ELBOW 7/8"-14 MALE SAE ORING TO 3/4" BEADED HOSE STEM
15	1	10383	ADAPTER HYD ELBOW 90° 7/8"-14 MALE JIC 37 DEG TO 3/4"-16 MALE SAE ORING
16	1	10387	HOSE HYD VALVE TO FILTER Ø3/4" x 67" LONG
17	1	10388	HOSE HYD PUMP TO VALVE 1/2" x 40" LONG
18	2	10389	HOSE HYD RAISE AND LOWER 1/4" x 70" LONG
19	2	10390	HOSE HYD VALVE TO ROTATE MOTOR 1/4" x 48" LONG
20	2	10391	HOSE HYD CONVEYOR FLOW AND RETURN 1/2" x 192" LONG
21	2	10437	ADAPTER HYD 7/16"-20 MALE JIC 37 DEG TO 9/16"-18 MALE SAE ORING
22	8.5	14000	HYDRAULIC OIL FILTERED 6 MICRON (GAL)
23	0.27	14022	MOTOR OIL 10W-30 (GAL)
24	1	15061	DECAL TO REMOVE HOPPER COVER
25	1	17159	CLEVIS PIN, 1/2" DIA, 3 1/2" LENGTH, ZINC
26	1	17160	PIN COLLER BLACK
27	1	17253	HOOK LOOP CABLE TIE 10" L 1" W Ø2 1/2" MAX
28	1	17610	TRANSMITTER (3A2222A)
29	1	17612	CONTROL BOX 3B2223E
30	1	17613	WIRE HARNESS RTX 400
31	2	17623	HYD ADAPTER 3/4"-16 MALE SAE 37° BULKHEAD TO 3/4"-16 SAE O-RING BOSS
32	1	17707	QUICK COUPLER (FEMALE) 4050-15P
33	1	17708	QUICK COUPLER (MALE) 8010-15P
34	1	17718	CYLINDER HYDRAULIC 1.250" STROKE RAISE AND LOWER
35	1	10448	OWNER'S MANUAL 405
36	1	17793	WASHER FLAT 1/2" PL, 1 3/4" OD
37	2	17900	BOLT, HEX, 1/4-20 UNC x 1.25 STEEL, MILD
38	4	18284	ADAPTER HYD ELBOW 7/16"-20 SAE ORING BOSS TO 7/16"-20 SAE 37 DEG
39	1	18656	BATTERY CABLE SET (76")
40	1	18671	5/32 X 1 1/4 EXTENDED PRONG COTTER PIN
41	4	19126	NUT, HEX, FLANGED, 1/4-20 UNC
42	8	19127	Ø1/2"-13 UNC HEX NYLON LOCKNUT
43	3	19128	Ø1/4"-20 UNC NYLON HEX NUT
44	2	19149	CYLINDER 2" OD X 1.5" BORE x 0.75" ROD X 12.5" STROKE
45	1	19307	WASHER, FLAT 1/4
46	6	19321	WASHER, FLAT 5/16
47	4	19322	WASHER, HELICAL SPRING LOCK 5/16 STEEL, MILD
48	3	19328	BOLT, HEX, 3/8-16 UNC X2

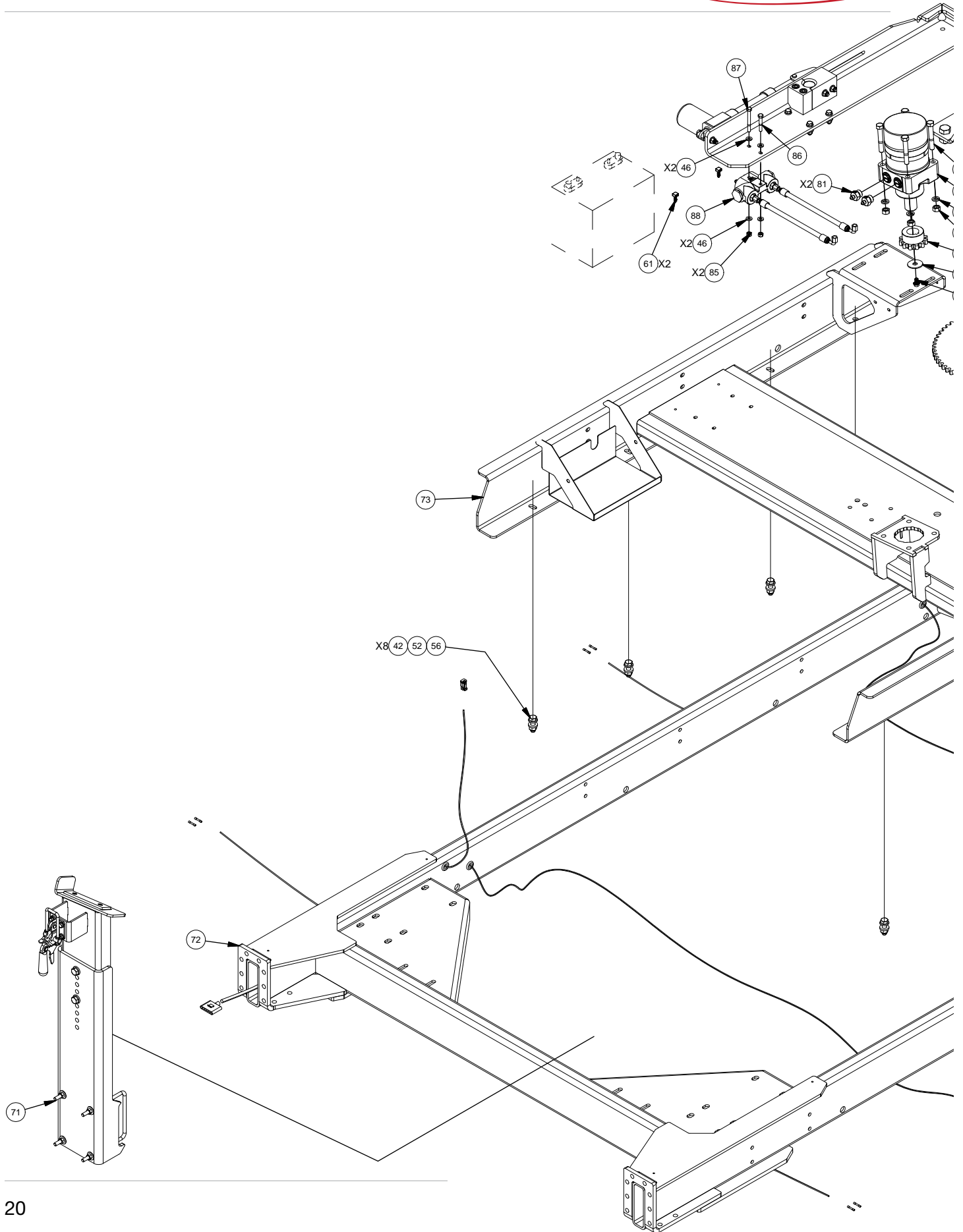
ITEM	QTY	PART #	DESCRIPTION
49	9	19347	Ø3/8"-16 UNC NYLON LOCKNUT
50	14	19348	WASHER, FLAT 3/8
51	4	19369	Ø1/2"-13 UNC HEX NUT
52	8	19372	WASHER, FLAT 1/2
53	4	19373	Ø1/2" LOCK WASHER
54	9	19564	NUT, HEX, FLANGED, 3/8-16 UNC
55	17	19569	BOLT, HEX, FLANGED, 3/8-16 UNC x 1
56	8	19575	BOLT, HEX, FLANGED, 1/2-13 UNC x 1.5
57	4	19772	Ø5/16"-18 UNC X 1/2" FLANGED H.H.C.S.
58	5.5	19885	CAULKING HI TEMP 300 ML
59	1	21064	CONTROL BOX ENCLOSURE
60	1	21270	MOTOR HONDA GX340 11 HP ENGINE W/O IGNITION SWITCH
61	2	27055-00	ZIP TIE CLIP PUSH IN 23FCPM25095 FOR Ø.250" HOLE
62	2	32331	HOSE HYD VALVE TO GATE 1 1/4"
63	2	32332	HOSE HYD VALVE TO GATE 2 1/4"
64	1	34520	ROCKER PIN WELDMENT (8" CONVEYOR)
65	1	36031	CONVEYOR ARM TOP
66	1	40191	405 MAIN BODY ASSEMBLY
67	1	40195	CONVEYOR PIVOT PLATE ASSEMBLY
68	1	40197	PLATE REINFORCEMENT PIVOT ASSEMBLY
69	1	40198	GEAR PAINTED 405
70	1	40290	CONVEYOR REST REAR UPRIGHT ASSEMBLY 405
71	1	40291	CONVEYOR REST FRONT UPRIGHT ASSEMBLY 405
72	1	40293	UNDERCARRIAGE 400 2016
73	1	40298	CENTER TABLE PAINTED 405
74	1	44844	CONVEYOR HITCH RECEIVER ASSEMBLY 405
75	1	40359	CONVEYOR ARM BOTTOM ASSEMBLY W/O SWITCH 400 2016
76	1	50169	SWITCH BATTERY TOP MOUNT ASSEMBLY
77	1	51040	CONTROL BOX MOUNT
78	1	51089	BATTERY HOLD DOWN PLATE 400 2016
79	1	80195	CONVEYOR ASSEMBLY Ø8" 24FT HIGH CAPACITY 405
80	1	RECTIFIER	GX340 HONDA ENGINE RECTIFIER
81	2	10444	ADAPTER HYD 7/16"-20 MALE JIC 37° TO 7/8"-14 MALE SAE ORING
82	1	10443	HYDRAULIC WHEEL MOTOR #530540T3127AAAAA
83	4	18456	BOLT, HEX, 1/2-13 UNC x 3.25 STEEL, MILD
84	1	10445	BOLT HEX FLANGED M8 x 1.25MM X 16MM LONG ZINC
85	3	19586	Ø5/16"-18 UNC NYLON LOCK NUT
86	2	19312	BOLT, HEX, 5/16-18 UNC x 2 STEEL, MILD
87	1	19314	BOLT, HEX, 5/16-18 UNC x 3
88	1	40377	LOCKING VALVE KIT HYDRAULIC ROTATE 405
89	1	40378	WIRE HARNESS BALL RELEASE KIT 405
90	4 ft	19137	LOOM 2 IN (NOT SHOWN)
91	1	40651	HYDRAULIC OIL TANK ASSEMBLY 8 GAL
92	1	10537	ADAPTER HYD 90° ELBOW 3/4"-14 MALE NPT TO 3/4" BEADED HOSE STEM
93	1	10538	HEX PIPE NIPPLE 3/4"-14 MALE NPT x 3/4"-14 MALE NPT
94	1	17706	FILTER, HYD, 3/4" NPT, 10 MICRON, F3653-10C
95	1	17005	HEAD, FILTER, 3/4" NPT, ZAF-07-25-1-3
96	1	17006	GAUGE, FILTER HEAD, 1/8" NPT, PG-20
97	1	17133	ADAPTER HYD ELBOW 3/4 NPT TO 1 1/16"-12 SAE 37 DEG
98	1	51629	HOSE HYDRAULIC TANK TO PUMP 15" LONG

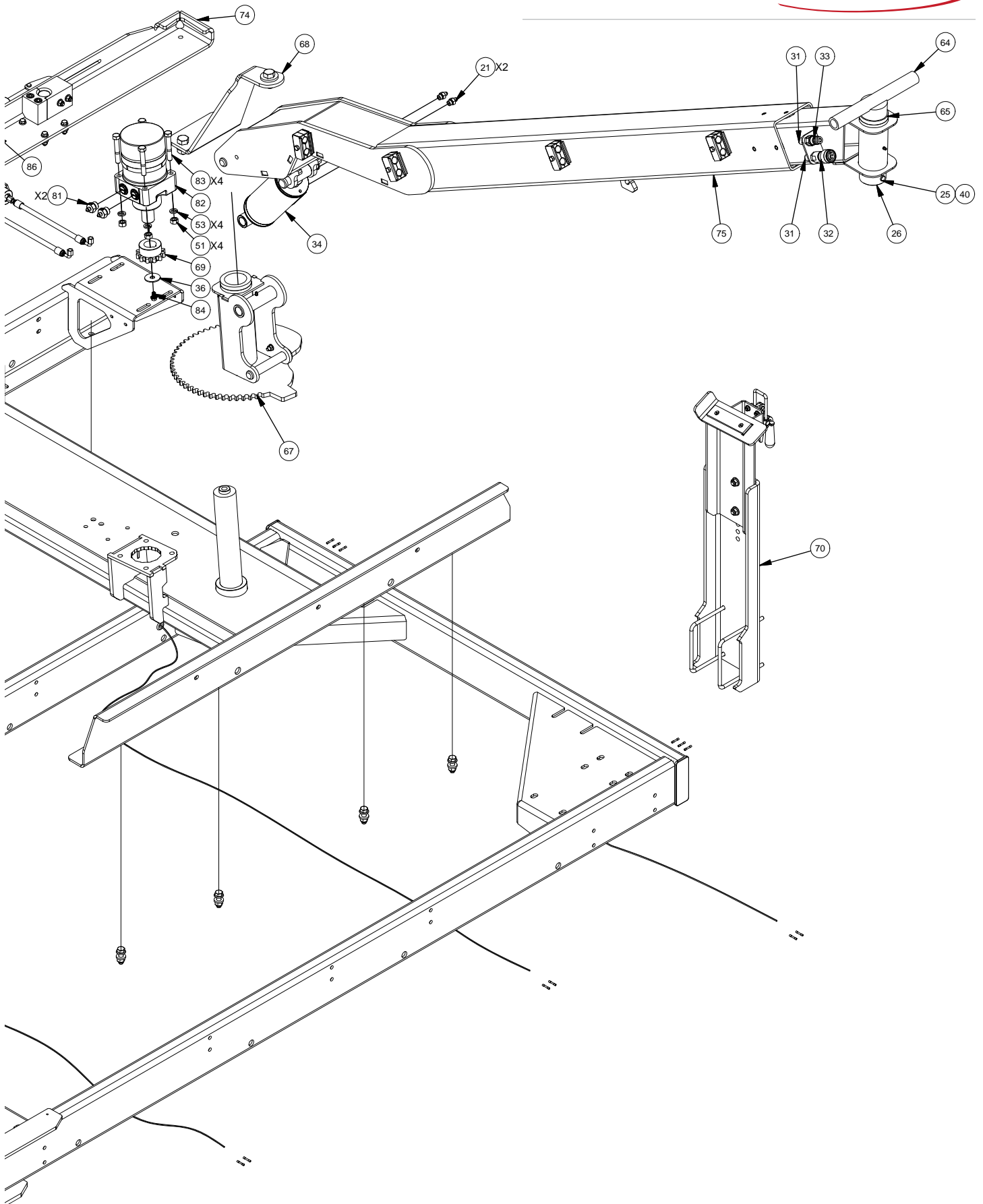




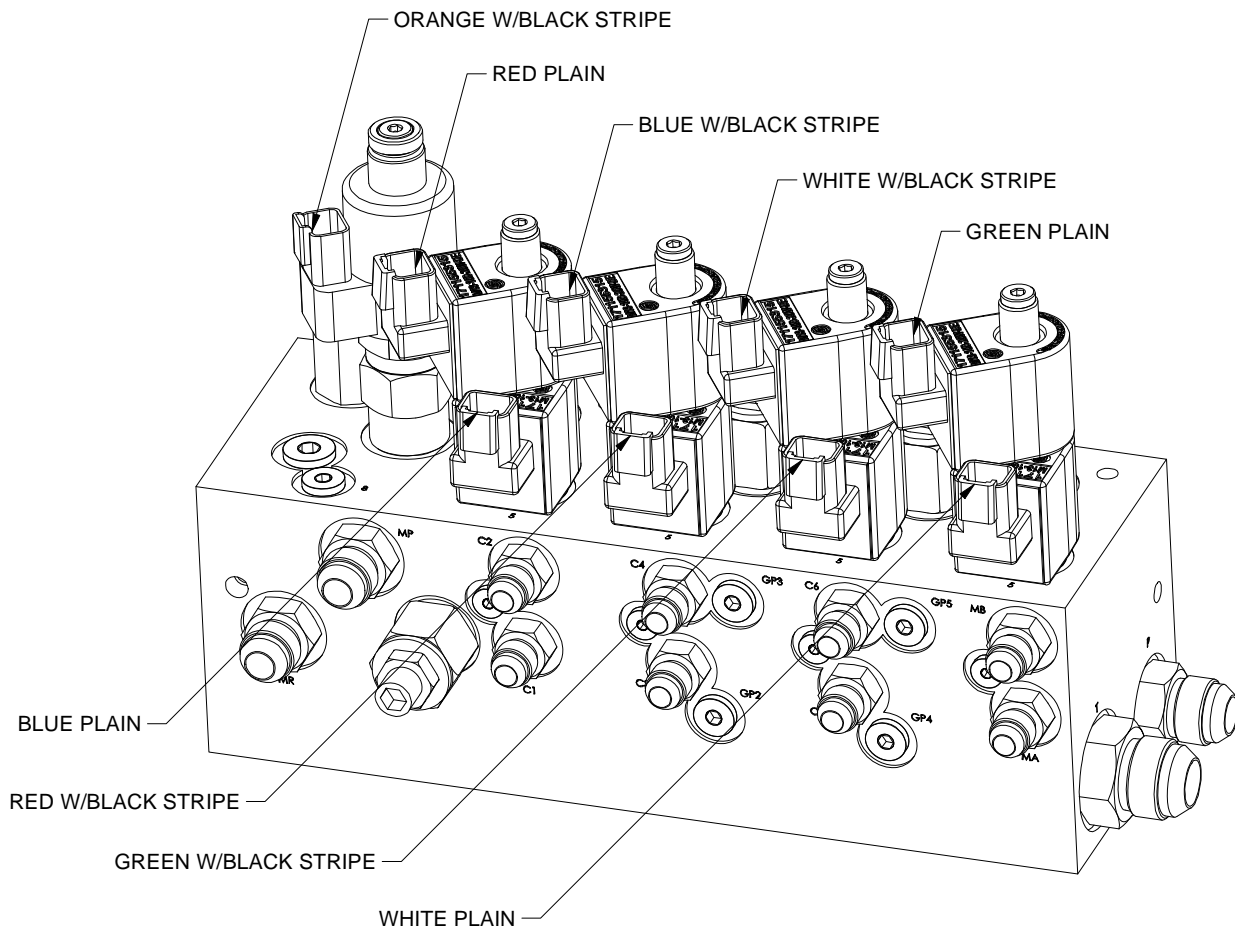








## PART #10333: HYDRAULIC MANIFOLD HIC VALVE ASSEMBLY CONTROL SYSTEM WIRING



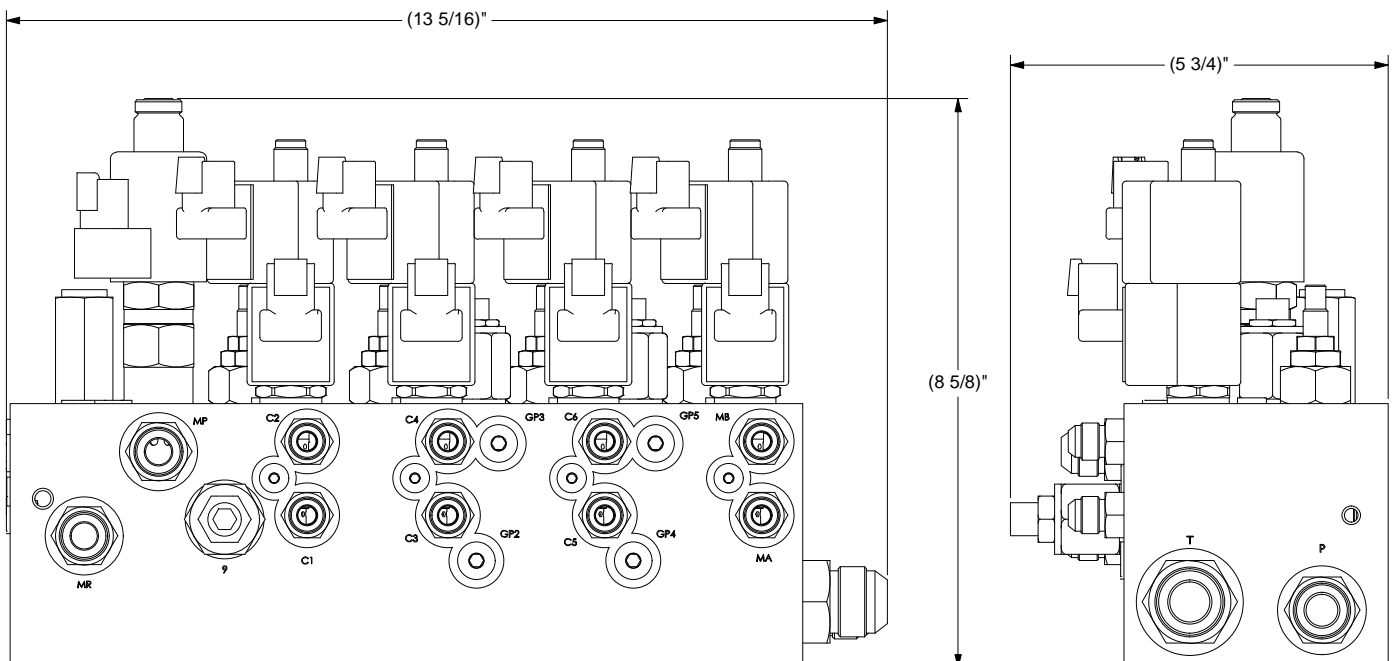
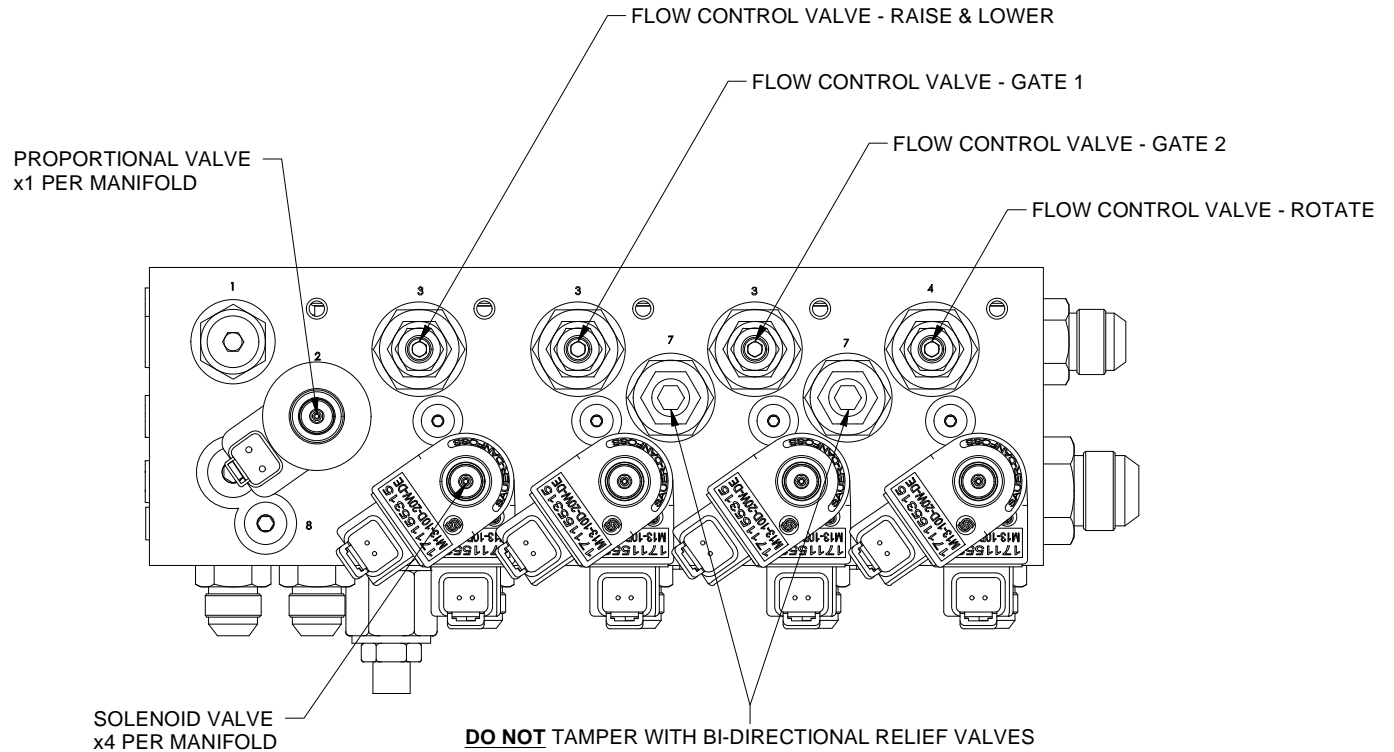
CONTROL BOX WIRE HARNESS PLUG LAYOUT

Table 4 - Part #10333: Control System Wiring

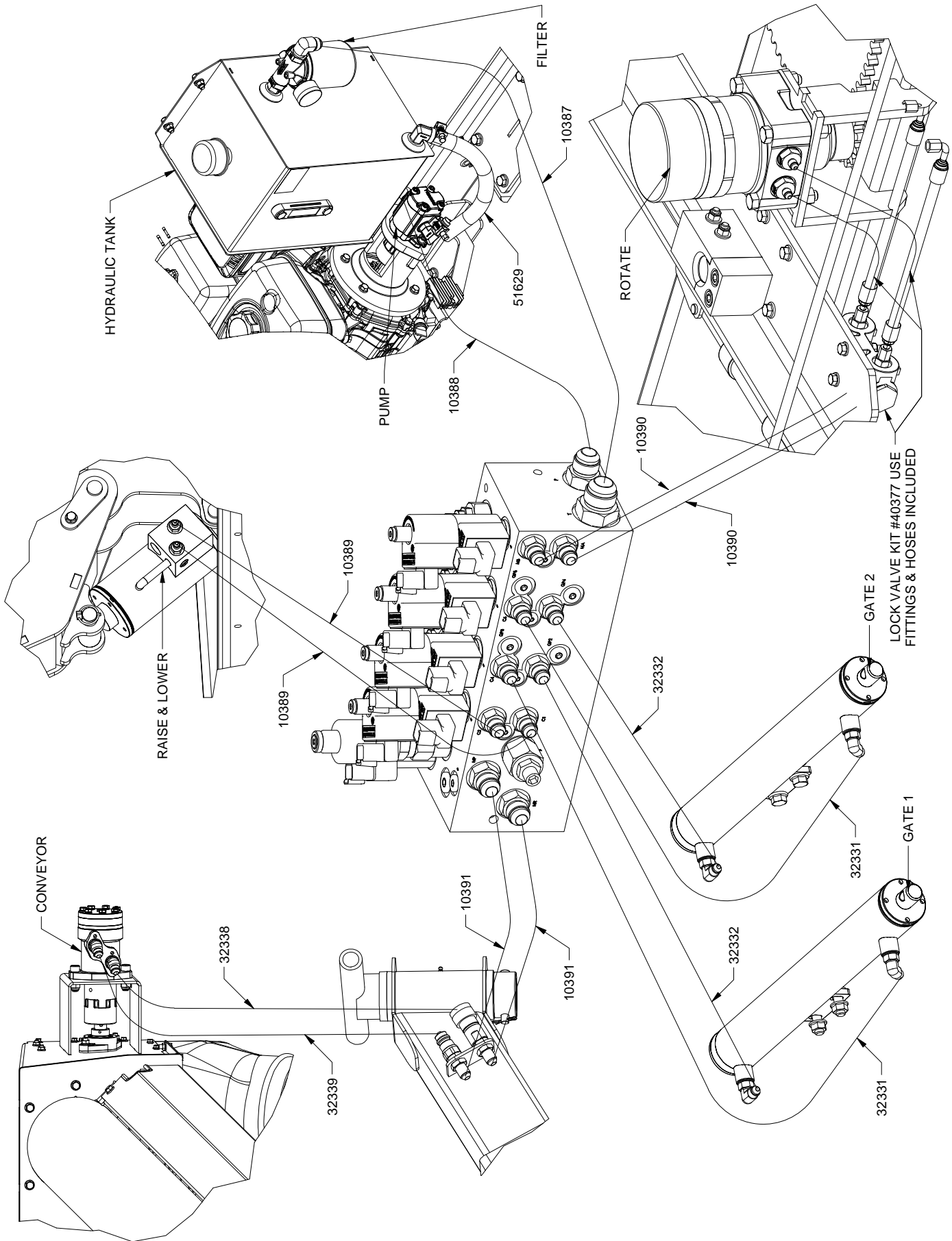
PIN	DESCRIPTION
A	CONVEYOR SPEED CR PROPORTIONAL OUTPUT - ORANGE/BLACK
B	ENGINE START OUTPUT
C	ENGINE STOP OUTPUT
D	CONVEYOR LIFT OUTPUT - RED
E	CONVEYOR LOWER OUTPUT - BLUE
F	NC
G	NC
H	POWER
J	NC
K	NC
L	CONVEYOR LEFT OUTPUT - WHITE
M	CONVEYOR RIGHT OUTPUT - GREEN
N	GROUND
O	SLIDE GATE ONE OPEN OUTPUT - RED/BLACK
P	SLIDE GATE ONE CLOSE OUTPUT - BLUE/BLACK
Q	SLIDE GATE TWO OPEN OUTPUT - GREEN/BLACK
R	SLIDE GATE TWO CLOSE OUTPUT- BLACK/WHITE
S	NC
T	NC
U	NC
V	NC
W	NC
X	NC

Table 5 - Part #10333: Service Parts List

PART #	DESCRIPTION
10544	PROPORTIONAL FLOW CONTROL - VALVE ONLY - PFC10-RC-30-00-00-SPS-B-00
10545	PROPORTIONAL FLOW CONTROL - COIL ONLY - M19P-12D-1.8A-DE
10546	SOLENOID 3 POS,4 WAY,CLOSED - VALVE ONLY - SV08-34-02-00-00-PAP-B-00
10547	SOLENOID 3 POS,4 WAY,CLOSED - COIL ONLY - M13-12D-20W-DE



### HYDRAULIC HOSE ROUTING



## WEIGH SYSTEM

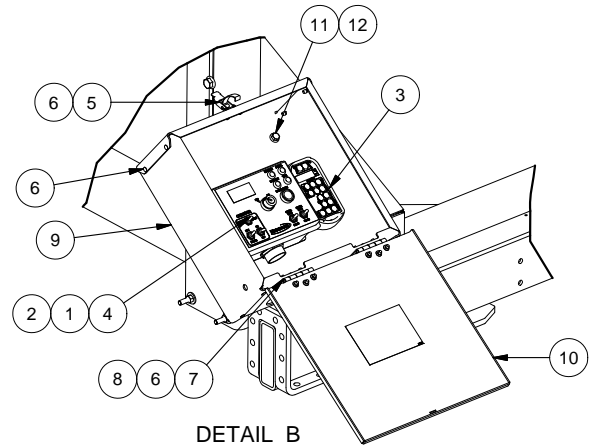
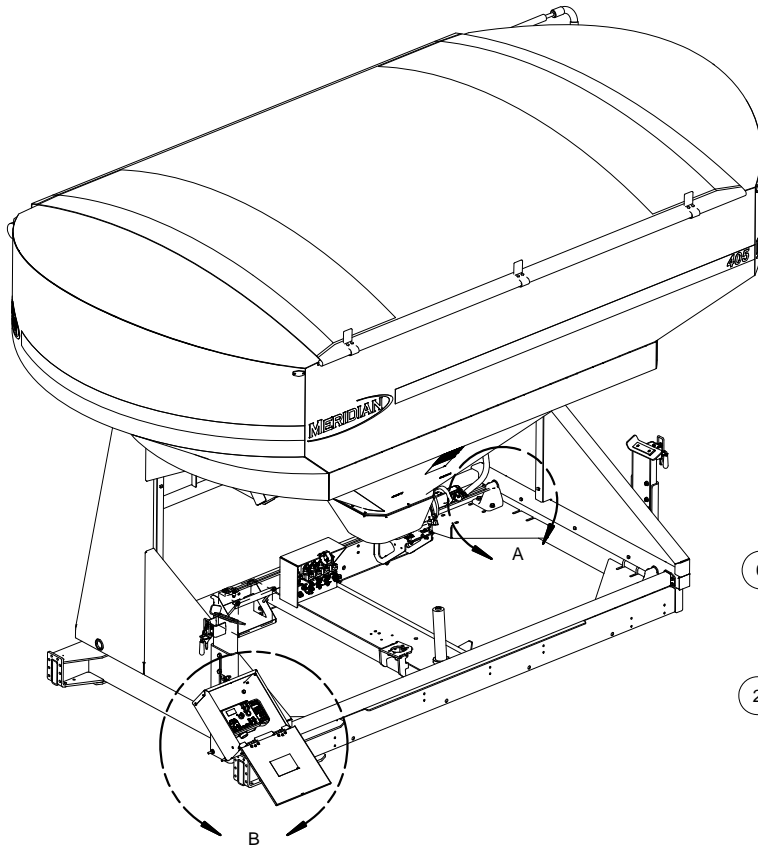
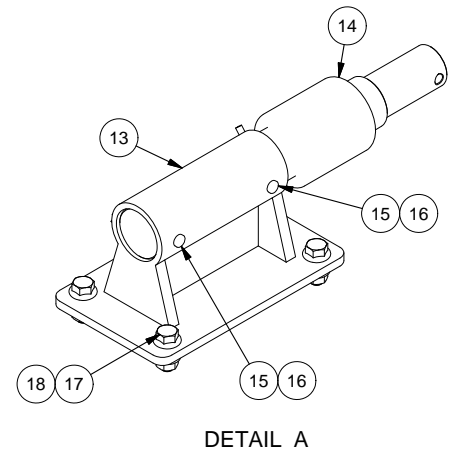


Table 6 - Weigh System

ITEM	QTY	PART #	DESCRIPTION
1	4	10040	BOLT, HEX, FLANGED, STEEL, MILD 1/4-20 UNC X 1
2	6	19126	NUT, HEX, FLANGED, 1/4-20 UNC
3	1	17610	TRANSMITTER (3A2222A)
4	1	17612	CONTROL BOX 3B2223A2A
5	1	21257-00	OVER-CENTER LATCH
6	22	19089	RIVET 3/16" (.059"-.354") CLOSED END SS
7	2	17625	SURFACE MOUNT HINGE - ZINC (MCMASTER 1798A25)
8	12	19629	WASHER FLAT #8
9	1	21481	ENCLOSURE BOX
10	1	21482	ENCLOSURE BOX LID
11	13	19569	BOLT, HEX, FLANGED, 3/8-16 UNC X 1
12	9	19564	NUT, HEX, FLANGED, 3/8-16 UNC
13	4	30458	LOAD CELL MOUNT
14	4	13147	LOAD CELL 2.125DBND-21 EZ MATE DIGI-STAR
15	8	18641	Ø3/8" X 3" HEADED PIN
16	8	19795	PIN, COTTER 1/8 X 1 EXTENDED PRONG SQUARE CUT TYPE
17	16	18943	BOLT, HEX, FLANGED, STEEL, MILD 1/2-13 UNC X 1.25
18	16	19595	NUT, HEX, FLANGED, 1/2-13 UNC
19	2	17072	CABLE EXTENSION 72 IN FOR LOAD CELL (NOT SHOWN)



### DECALS AND LIGHTING

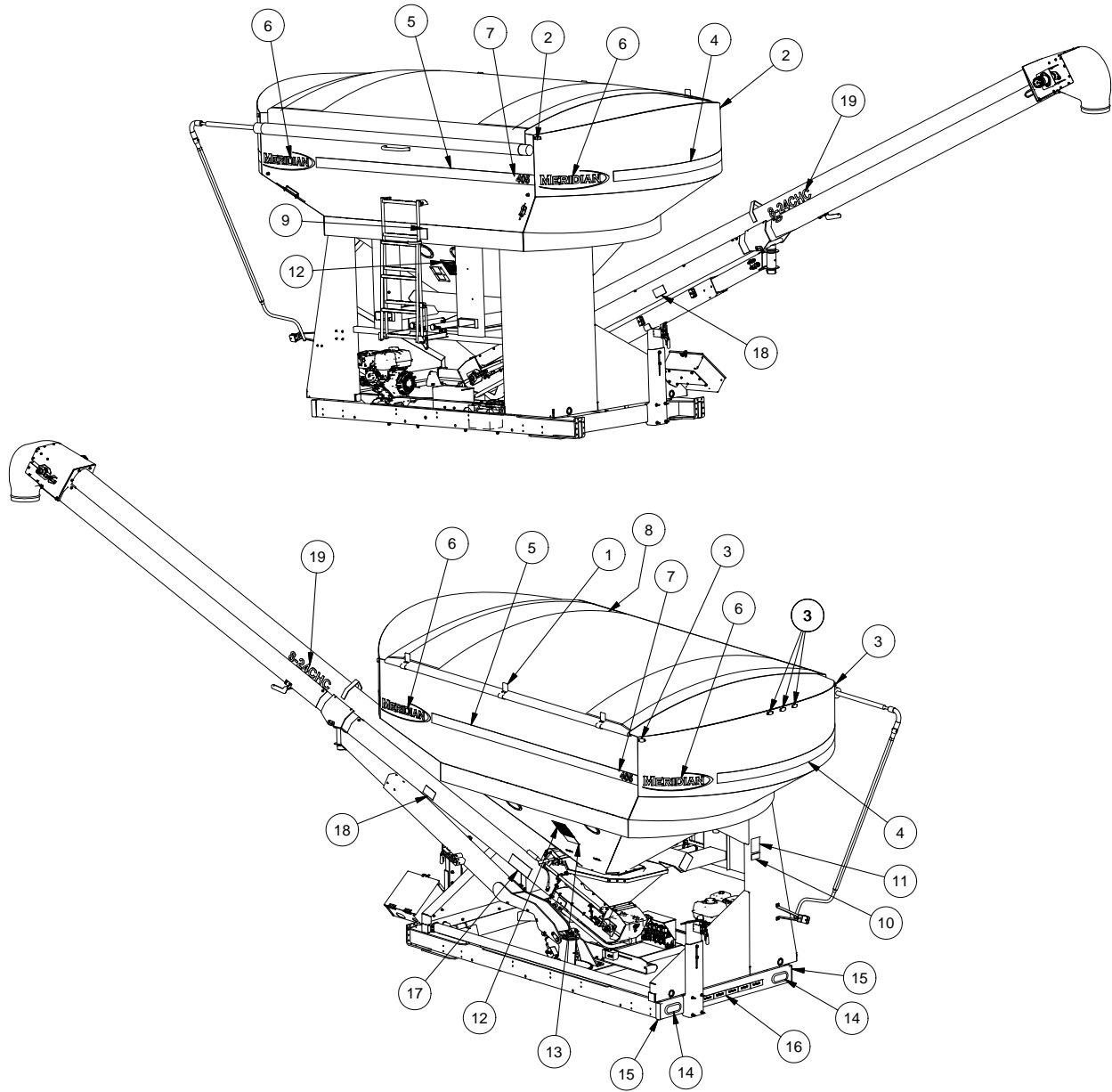


Table 7 - Decals and Lighting

ITEM	QTY	PART #	DESCRIPTION
1	3	14069	TARP STOP FLAT SLEEVE (FS627)
2	2	18151	AMBER CLEARANCE LIGHT
3	5	18229	RED CLEARANCE LIGHT
4	2	20089	GRADIENT DECAL
5	2	20090	GRADIENT DECAL
6	4	20081	MERIDIAN DECAL (25 X 6.5)
7	2	10610	405 DECAL
8	1	26095	AGRI COVER TARP KIT
9	1	19939	FALLING HAZARD DECAL
10	1	19984	DECAL SERIAL NUMBER
11	1	19934-01	CAUTION READ MANUAL DECAL
12	2	15056	GATE PINCH POINT DECAL
13	1	15061	DECAL TO REMOVE HOPPER COVER
14	2	17670	TAIL LIGHT LED OVAL RED (TRUCK-LITE 6050)
15	2	19111	6" X 2" TUBE PLUG (0.188" WALL)
16	3.0 ft	18096	TAPE REFLECTIVE MERIDIAN 2X6X6
17	2	17509	CRUSH - ELECTROCUTION HAZARD DECAL
18	2	20087	DECAL PINCH POINT HAND
19	2	10412	8-24 HC CONVEYOR DECAL, BLACK

## PART #40290, 40291: CONVEYOR REST UPRIGHT ASSEMBLIES

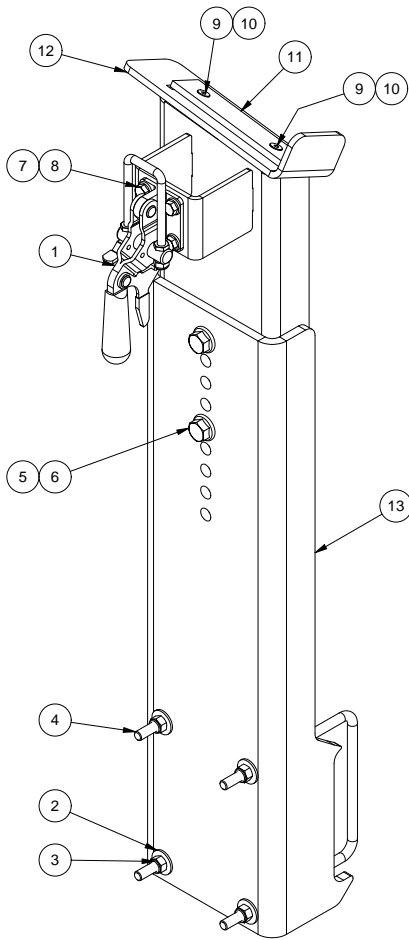
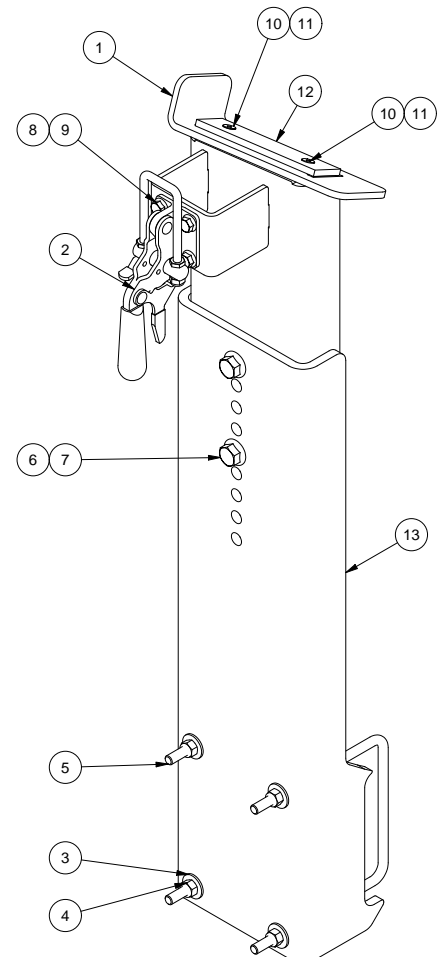


Table 8 - Part #40290: Conveyor Rest Rear Upright Assembly

ITEM	QTY	PART #	DESCRIPTION
1	1	10352	341-R SERIES-TOGGLE-LOCK PLUS CLAMPS - 341-R SERIES
2	4	18473	WASHER, 3/8 - WIDE - TYPE A STEEL, MILD
3	4	19347	Ø3/8"-16 UNC NYLON LOCKNUT
4	2	10353	U-BOLT 3/8"-16 x 6" WIDE x 7" LONG SQUARE
5	2	19595	NUT, HEX, FLANGED, 1/2-13 UNC
6	2	18943	BOLT, HEX, FLANGED, STEEL, MILD 1/2-13 UNC x 1.25
7	4	19318	NUT, HEX, FLANGED, 5/16-18 UNC
8	4	19568	BOLT, HEX, FLANGED, 5/16-18 UNC x 0.75
9	2	19114	FLAT HEAD COUNTERSUNK SCREW 1/4"-20 UNC x 1" HEX SOCKET
10	2	19126	NUT, HEX, FLANGED, 1/4-20 UNC
11	1	25849	WEAR PAD EXTEND ARM
12	1	40288	CONVEYOR REST REAR UPRIGHT PAINTED
13	1	51041	CONVEYOR REST MOUNT PLATE 405

Table 9 - Part #40291: Conveyor Rest Front Upright Assembly

ITEM	QTY	PART #	DESCRIPTION
1	1	40289	CONVEYOR REST FRONT UPRIGHT PAINTED
2	1	10352	341-R SERIES-TOGGLE-LOCK PLUS CLAMPS - 341-R SERIES
3	4	18473	WASHER, 3/8 - WIDE - TYPE A STEEL, MILD
4	4	19347	Ø3/8"-16 UNC NYLON LOCKNUT
5	2	10353	U-BOLT 3/8"-16 x 6" WIDE x 7" LONG SQUARE
6	2	19595	NUT, HEX, FLANGED, 1/2-13 UNC
7	2	18943	BOLT, HEX, FLANGED, STEEL, MILD 1/2-13 UNC x 1.25
8	4	19318	NUT, HEX, FLANGED, 5/16-18 UNC
9	4	19568	BOLT, HEX, FLANGED, 5/16-18 UNC x 0.75
10	2	19114	FLAT HEAD COUNTERSUNK SCREW 1/4"-20 UNC x 1" HEX SOCKET
11	2	19126	NUT, HEX, FLANGED, 1/4-20 UNC
12	1	25849	WEAR PAD EXTEND ARM
13	1	51041	CONVEYOR REST MOUNT PLATE 405



### PART #44844: CONVEYOR HITCH RECEIVER ASSEMBLY 405

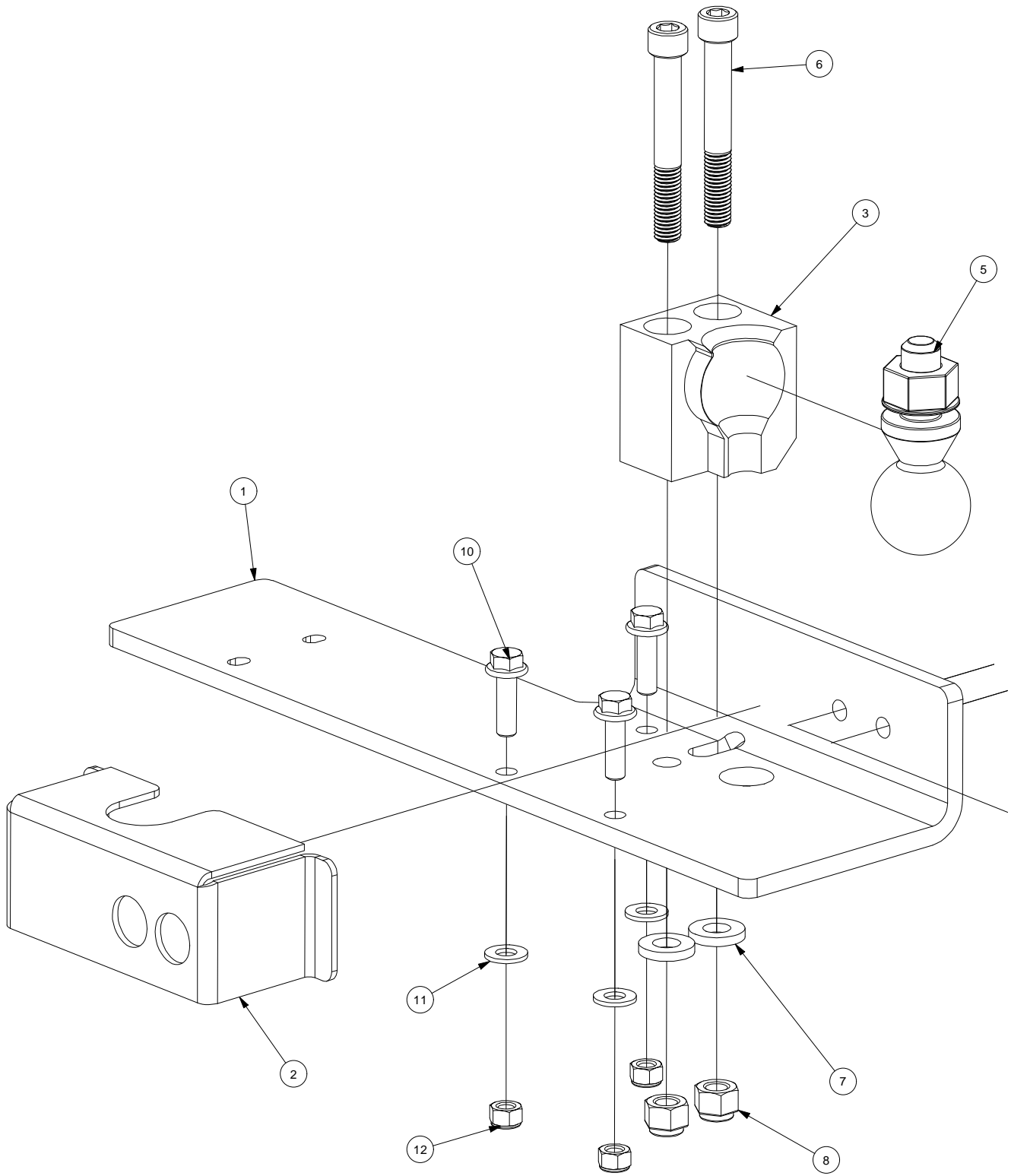
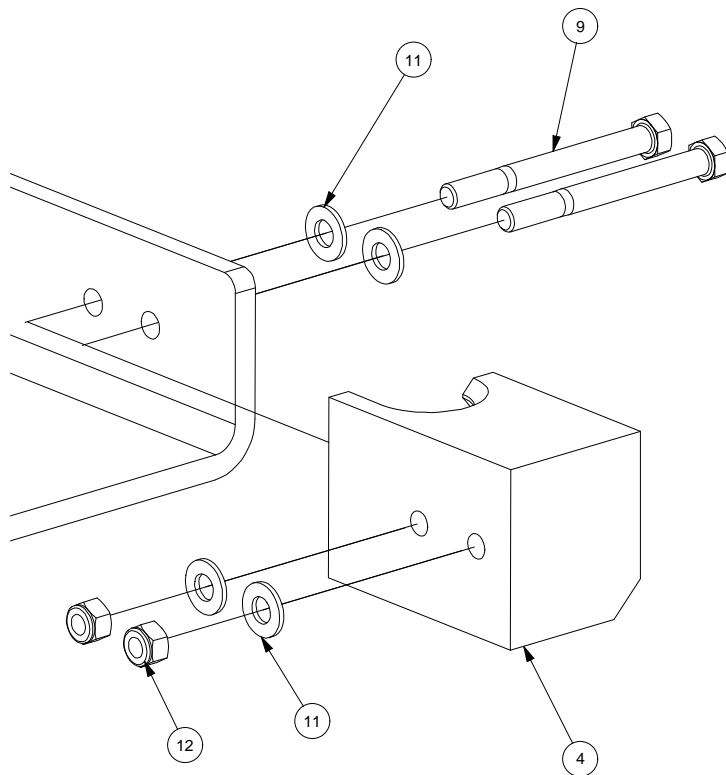
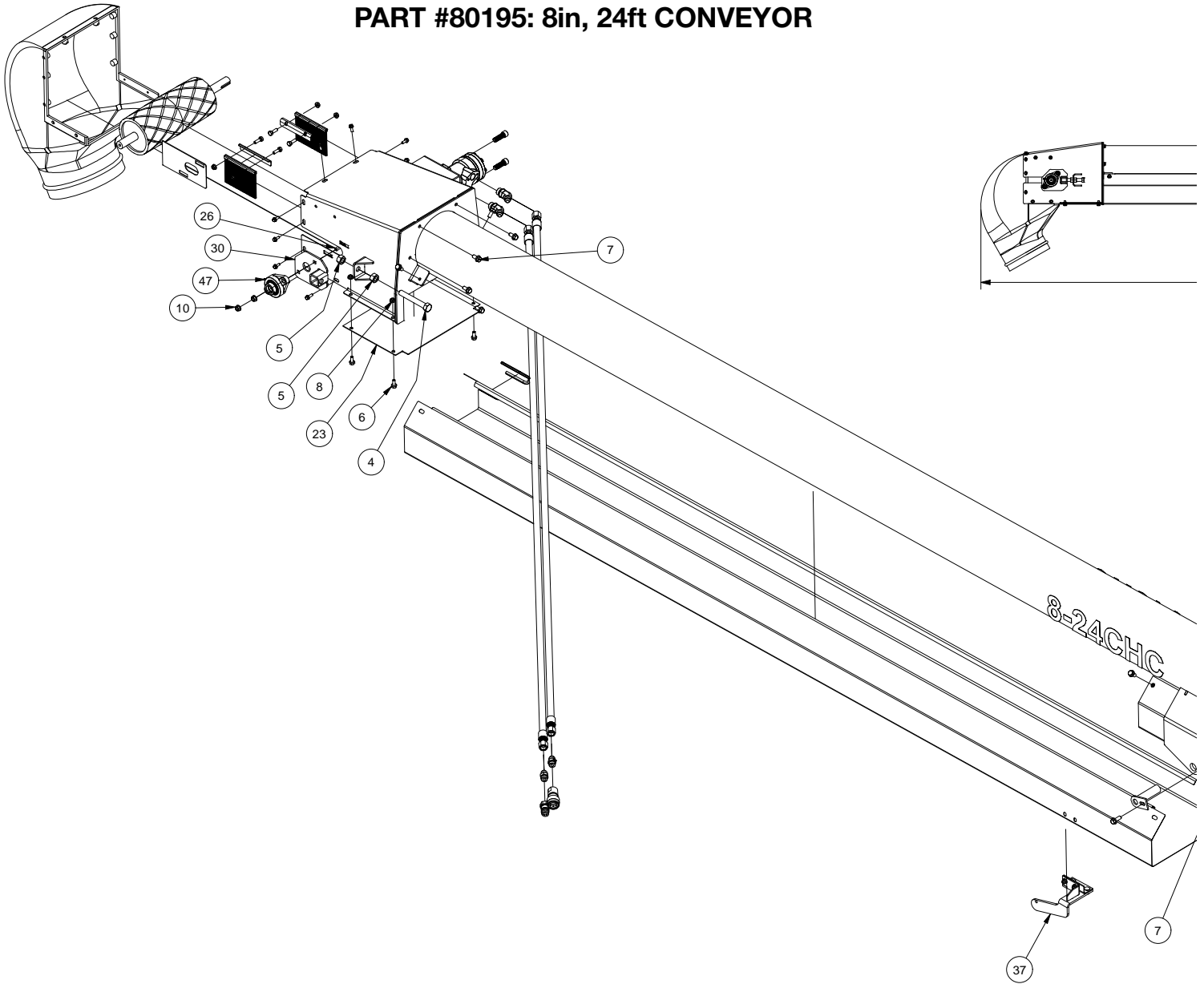


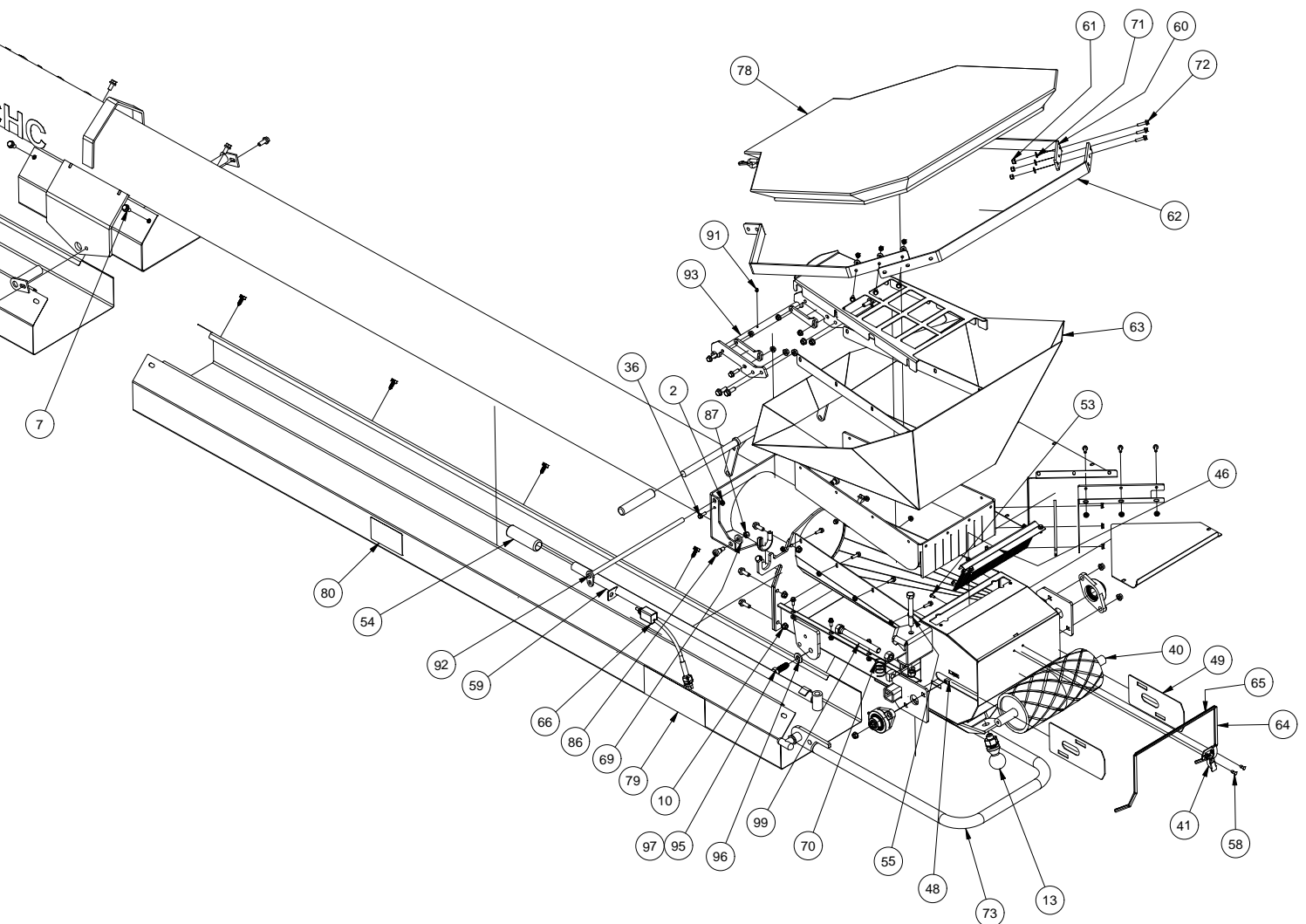
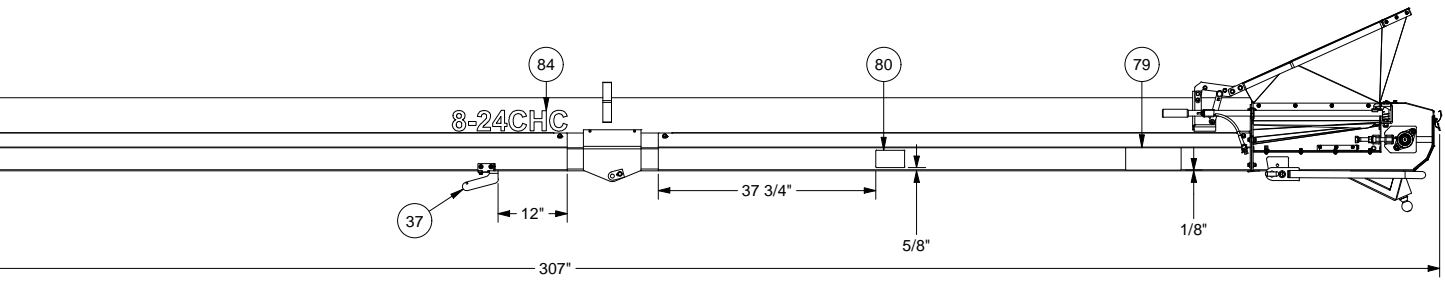
Table 10 - Part #44844: Conveyor Hitch Receiver Assembly 405

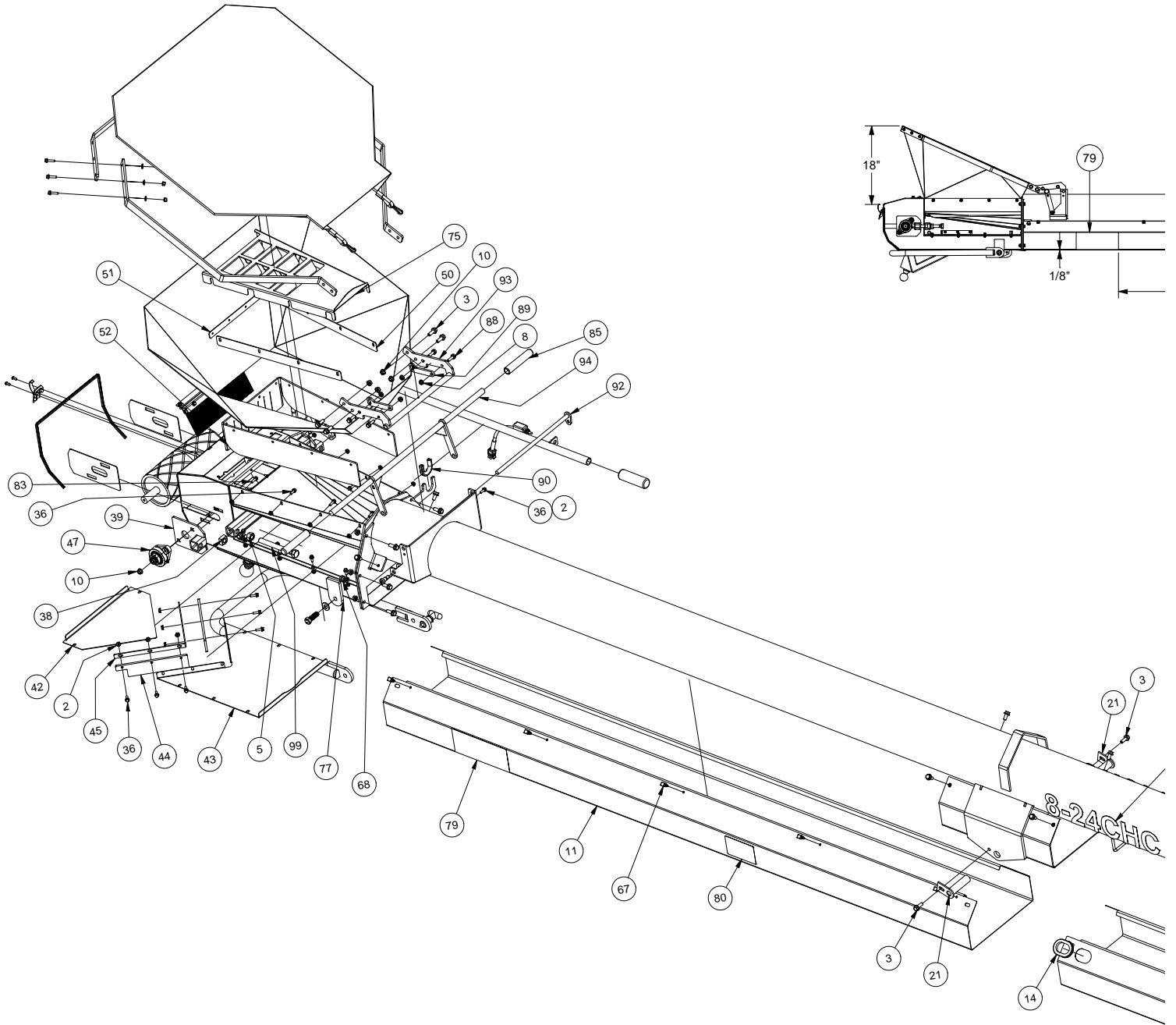
ITEM	QTY	PART #	DESCRIPTION
1	1	55578	CONVEYOR RECEIVER MOUNT PLATE 405
2	1	55579	CONVEYOR RECEIVER COVER PLATE 405
3	1	10362	CONVEYOR HITCH RECEIVER PLASTIC
4	1	10363	CONVEYOR HITCH RECEIVER PLASTIC 2
5	1	17714	1 7/8" BALL HITCH
6	2	10359	Socket Head Cap Screw $\varnothing$ 1/2"-13 x 3-3/4" L Zinc
7	2	19372	WASHER, FLAT 1/2
8	2	19127	$\varnothing$ 1/2"-13 UNC HEX NYLON LOCKNUT
9	2	10361	BOLT, HEX, 3/8-16 UNC X 3.75 Steel, Mild
10	3	18680	BOLT, HEX, FLANGED, Steel, Mild 3/8-16 UNC X 1.25
11	7	19348	WASHER, FLAT 3/8
12	5	19347	$\varnothing$ 3/8"-16 UNC NYLON LOCKNUT



### PART #80195: 8in, 24ft CONVEYOR







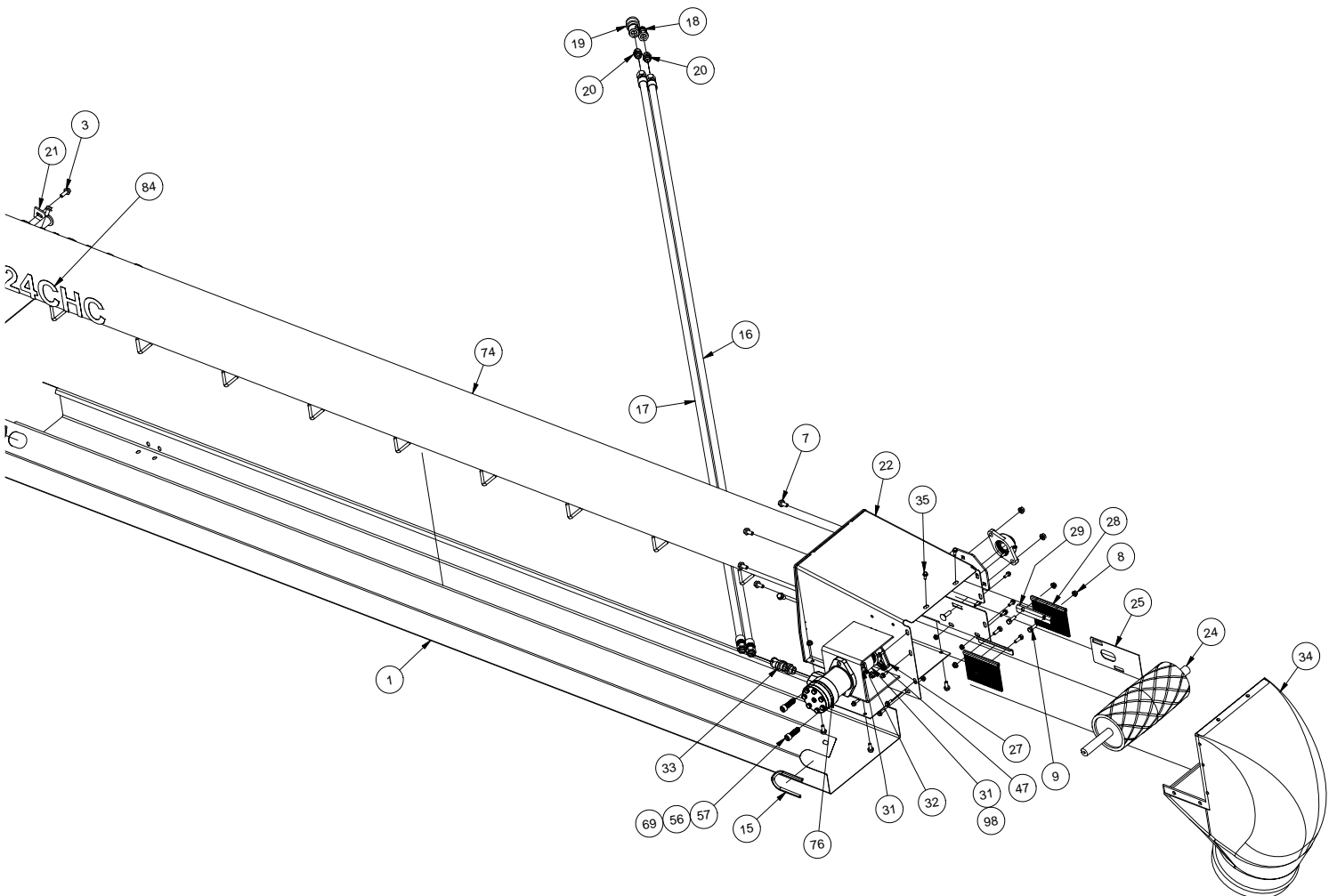
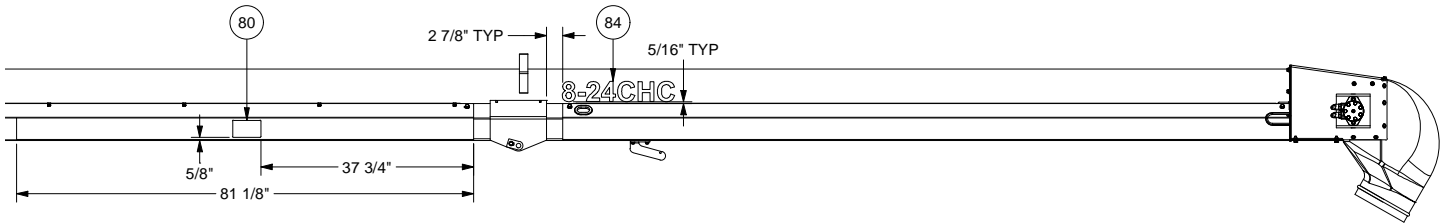


Table 11 - Part #80195: 8in, 24ft Conveyor

ITEM	QTY	PART #	DESCRIPTION
1	1	23816	BELT GUARD GALVANIZED 375RTX 2
2	27	19126	NUT, HEX, FLANGED, 1/4-20 UNC
3	12	19569	BOLT, HEX, FLANGED, 3/8-16 UNC X 1
4	1	19380	Ø5/8"-11 UNC X 4 1/2" H.H. BOLT
5	4	19382	Ø5/8"-11 UNC HEX NUT
6	4	19568	BOLT, HEX, FLANGED, 5/16-18 UNC X 0.75
7	14	19577	BOLT, HEX, FLANGED, 3/8-16 UNC X 0.75
8	12	19318	NUT, HEX, FLANGED, 5/16-18 UNC
9	4	19310	BOLT, HEX, 5/16-18 UNC X 1 STEEL, MILD
10	20	19564	NUT, HEX, FLANGED, 3/8-16 UNC
11	1	51099	BELT GUARD GALVANIZED 400 2016
12	1	17732	12" X 48'-5" BELT
13	1	17714	1 7/8" BALL HITCH
14	1	14061	RUBBER GROMMET (RPD ITEM# G3373)
15	1	19660	EDGE TRIM
16	1	32338	HOSE HYD CONVEYOR MOTOR PRESSURE 1/2"
17	1	32339	HOSE HYD CONVEYOR MOTOR RETURN 1/2"
18	1	17708	QUICK COUPLER (MALE) 8010-15P
19	1	17707	QUICK COUPLER (FEMALE) 4050-15P
20	2	18282	HYD ADAPTER 3/4-16 M SAE O-RIN BOSS TO 3/4-16 M SAE 37°
21	2	25696	PIN HAMMERSTRAP 1 X 3.75
22	1	25805	DISCHARGE TRANSITION WELDMENT
23	1	25799	DISCHARGE BOTTOM PLATE
24	1	19533	DRIVE ROLLER ASSEMBLY
25	1	25838	TRANSITION SEAL PLATE
26	4	19695	Ø3/8"-16 UNC X 1 1/4" CARRIAGE BOLT
27	1	25839	BEARING SPACER PLATE
28	2	25810	5 1/4" BRUSH
29	2	25809	BRUSH RETAINER
30	1	25278	DISCHARGE ROLLER SLIDE PLATE
31	2	19249	COUPLING 1" X 1/4" KEY
32	1	19291	RED COUPLING SPIDER
33	2	17999	ADAPTER HYD 45 DEG 7/8-14 SAE ORING BOSS TO 3/4"-16 SAE 37 DEG
34	1	17192	10" ROTOMOLD DISCHARGE
35	16	17922	BOLT, HEX, FLANGED, STEEL, MILD 1/4-20 UNC X 0.625
36	15	17769	BOLT, HEX, FLANGED, SERRATED, STEEL, MILD 1/4-20 UNC X 0.75
37	1	45104	SPOUT REST BOLT ON
38	2	19663	Ø5/8-11 UNC SQUARE NUT
39	2	25842	ROLLER SLIDE PLATE WELDMENT
40	1	19554	DLER ROLLER ASSEMBLY
41	1	21257-00	OVER-CENTER LATCH
42	1	51097	BELT PLATE 1 GALVANIZED 400 2016
43	1	51098	BELT PLATE 2 GALVANIZED 400 2016
44	2	51102	BELT WIPER 400 2016
45	1	51103	WIPER MOUNT PLATE 400 2016
46	1	40357	BRUSH ASSEMBLY 400
47	4 ea	27040-00, 21258-00, 21258-00 COLLAR	HOUSING/BEARING/COLLAR ASSEMBLY
48	4	19335	Ø3/8"-16 UNC X 1 1/2" CARRIAGE BOLT

ITEM	QTY	PART #	DESCRIPTION
49	2	51100	ROLLER COVER PLATE 400 2016
50	2	51101	HOPPER BOLT PLATE 400 2016
51	1	51109	HOPPER RIVET PLATE 400 2016
52	1	10401	RUBBER HOPPER SEAL 400 2016
53	4	19129	RIVET Ø3/16" (.375"-.500" GRIP) SS WIDE DOME
54	1	19447	HANDLE GRIP
55	1	19360	BOLT, HEX, 1/2-13 UNC X 4 STEEL, MILD
56	3	19127	Ø1/2"-13 UNC HEX NYLON LOCKNUT
57	2	10382	SOCKET HEAD CAP SCREW 1/2"-13 X 1 5/8" L STEEL
58	2	19089	RIVET Ø3/16" (.059"-.354" GRIP) CLOSED END SS
59	1	40356	CONVEYOR HANDLE, PAINTED
60	2	51110	HOPPER FRAME LEFT/RIGHT 405 2016
61	6	19128	Ø1/4"-20 UNC NYLON HEX NUT
62	1	51111	HOPPER FRAME REAR 400 2016
63	1	10398	CANVAS CONVEYOR HOPPER 405 2016
64	2	19660	EDGE TRIM NEOPRENE RUBBER 10-5/8" LONG
65	1	19660	EDGE TRIM NEOPRENE RUBBER 12-3/4" LONG
66	1	14002	ACTUATOR SWITCH ASSEMBLY
67	5	27055-00	ZIP TIE CLIP PUSH IN 23FCPM25095 FOR Ø.250" HOLE
68	3	18679	CLAMP CUSHIONED LOOP (1/2")
69	4	19372	WASHER, FLAT 1/2
70	1	10405	Ø1.218" OD X 0.08" WIRE COMPRESSION SPRING 1-3/4" L
71	6	19307	WASHER, FLAT 1/4
72	6	10040	BOLT, HEX, FLANGED, STEEL, MILD 1/4-20 UNC X 1
73	1	40355	STANDLE PAINTED 400
74	1	40358	8" CONVEYOR TUBE PAINTED, 405
75	1	51112	HOPPER GRATE Ø8" CONVEYOR 405 2016
76	1	10335	MOTOR CONVEYOR 30.05 CID/REV
77	1	40362	CONVEYOR PAN PAINTED 400 2016
78	1	10397	CANVAS HOPPER COVER Ø8" 405 2016
79	2	17509	CRUSH - ELECTROCUTION HAZARD DECAL
80	2	20087	DECAL PINCH POINT HAND
83	4	10039	BOLT, HEX, FLANGED, STEEL, MILD 1/4-20 UNC X 0.875
84	2	10412	8-24 HC CONVEYOR DECAL, BLACK
85	2	17237	3/4" HANDLE GRIP
86	2	19082	HEXAGON SOCKET HEAD SHOULDER SCREW
87	2	19347	Ø3/8"-16 UNC NYLON LOCKNUT
88	4	19581	BOLT, HEX, FLANGED, 5/16-18 UNC X 1
89	2	51138	HOPPER PIVOT TENSION PLATE 405
90	4 in	10434	EDGE TRIM NEOPRENE RUBBER 4" LONG
91	1	10435	Ø3/16" DRIVE FIT GREASE ZERK FOR 0.1875" HOLE ZINC
92	1	40368	HAMMERSTRAP PIN Ø1/2" X 15 1/4" L PAINTED BLACK
93	1	40369	HOPPER PIVOT MOUNT PAINTED BLACK 405
94	1	40370	HANDLEBAR PAINTED BLACK 405
95	2	10440	BOLT HEX 9/16"-12 UNC X 1.75" STEEL MILD ZINC GR 5
96	2	10442	WASHER FLAT 9/16" SAE STEEL MILD ZINC
97	2	10441	NUT HEX NYLOCK 9/16"-12 UNC STEEL MILD ZINC GR 5
98	1	21261-00	DRIVE KEY 1/4" X 1/4"
99	2	18663	BOLT, HEX, 5/8-11 UNC X 6 STEEL, MILD, FULL THREAD

**PART #80990: TENDER 405-8 "NO TRAILER" ASSEMBLY**

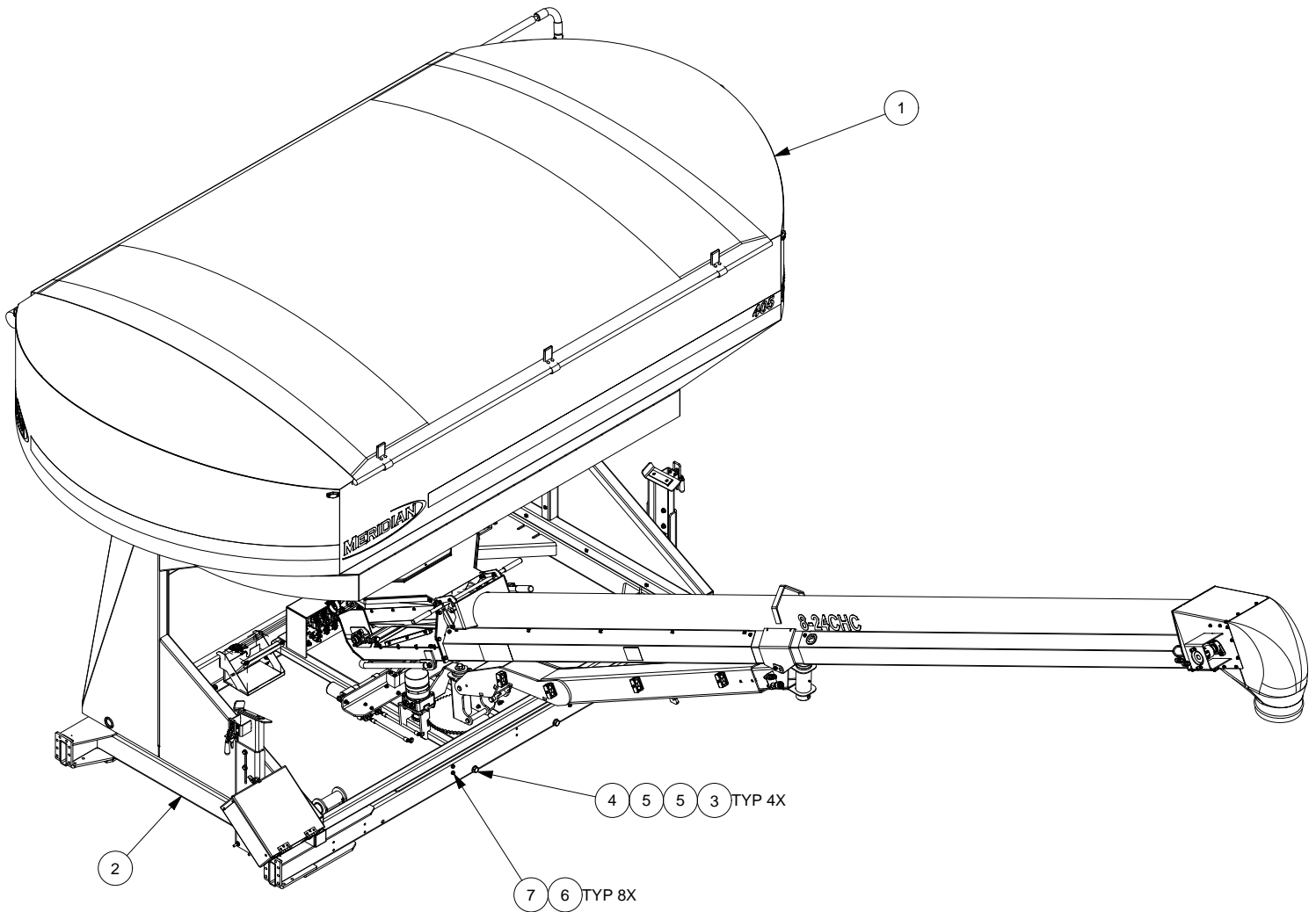
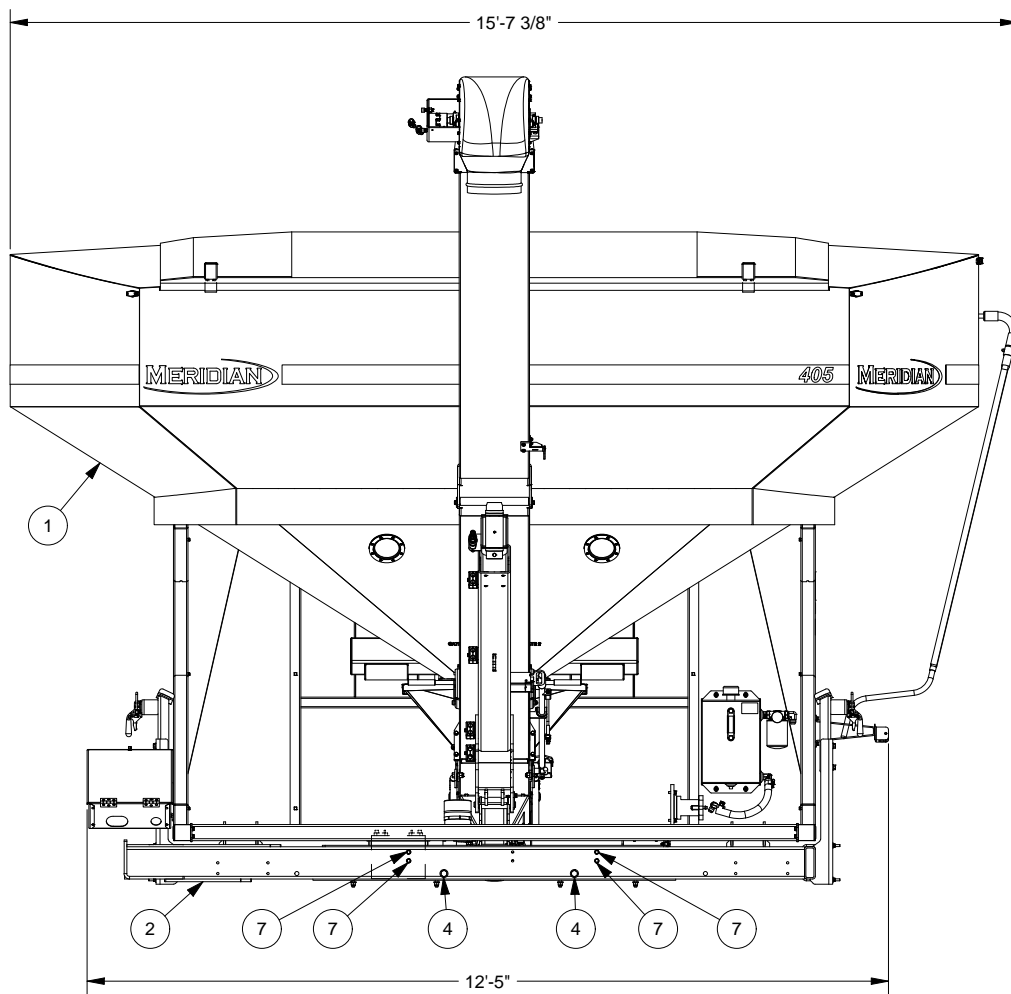
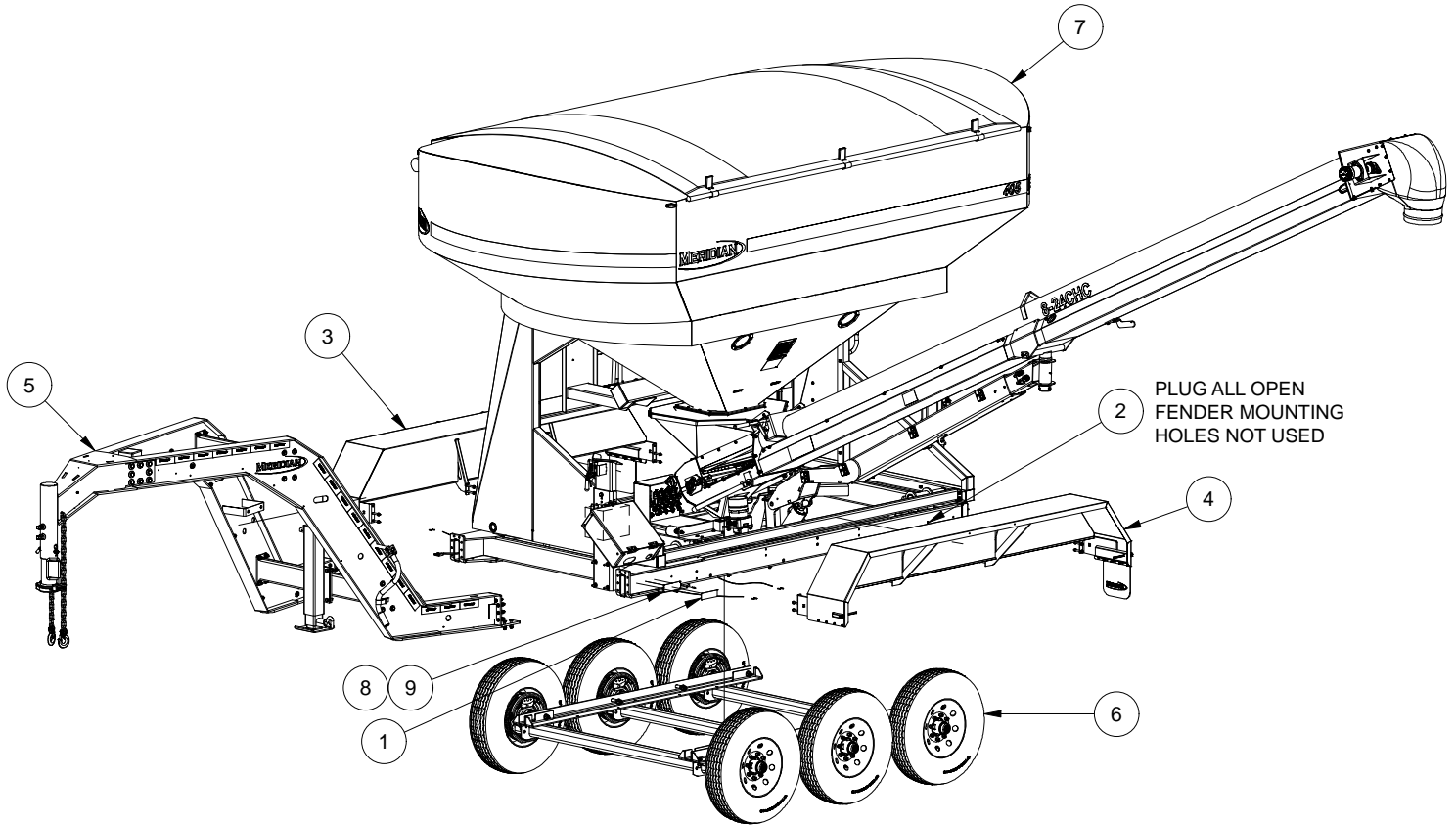


Table 12 - Part #80990: Tender 405-8 "No Trailer" Assembly

ITEM	QTY	PART #	DESCRIPTION
1	1	40297	TENDER 405 8 BASE ASSEMBLY
2	1	40292	UNDERCARRIAGE 400 PAINTED
3	4	18472	NUT, HEX, NYLOCK3/4-10 UNC STEEL, MILD
4	4	10351	BOLT, HEX, 3/4-10 UNC X 4 STEEL, MILD
5	8	18097	WASHER, 3/4 - NARROW - TYPE A STEEL, MILD
6	8	19564	NUT, HEX, FLANGED, 3/8-16 UNC
7	8	19539	BOLT, HEX, FLANGED, 3/8-16 UNC X 3
----	-1	40293	UNDERCARRIAGE 405 ASSEMBLY



### PART #80991: TENDER TRIPLE AXLE GOOSENECK HITCH



DETAIL A  
SCALE 1 / 10

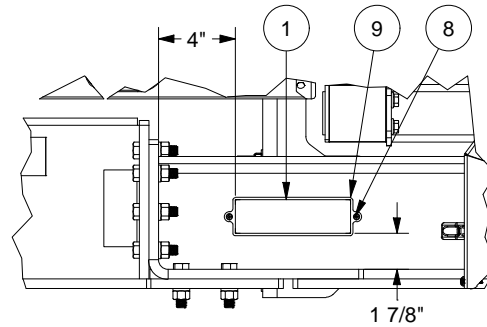


Table 13 - Part #80991: Tender 405GN-8 Triple Axle

ITEM	QTY	PART #	DESCRIPTION
1	1	17532	DECAL, TRAILER VIN# TEMPLATE
2	20	17255	PLUG TUBE ROUND Ø1/2" (16-20GA) (.065"-.035")
3	1	40353	PASSENGER SIDE TRIPLE AXLE FENDER ASSEMBLY 405
4	1	40352	DRIVERS SIDE TRIPLE AXLE FENDER ASSEMBLY 405
5	1	32039	GOOSENECK, ASSEMBLY, BOLT TOGETHER, 2014
6	1	40194	TRIPLE AXLE ASSEMBLY 400
7	1	40297	TENDER 405 8 BASE ASSEMBLY
8	2	19779	#8-18 X 3/4" SELF DRILLING ZINC SCREW
9	1	55206	VIN TAG MOUNT PLATE STAINLESS

### PART #80992: TENDER TRIPLE AXLE BUMPER HITCH

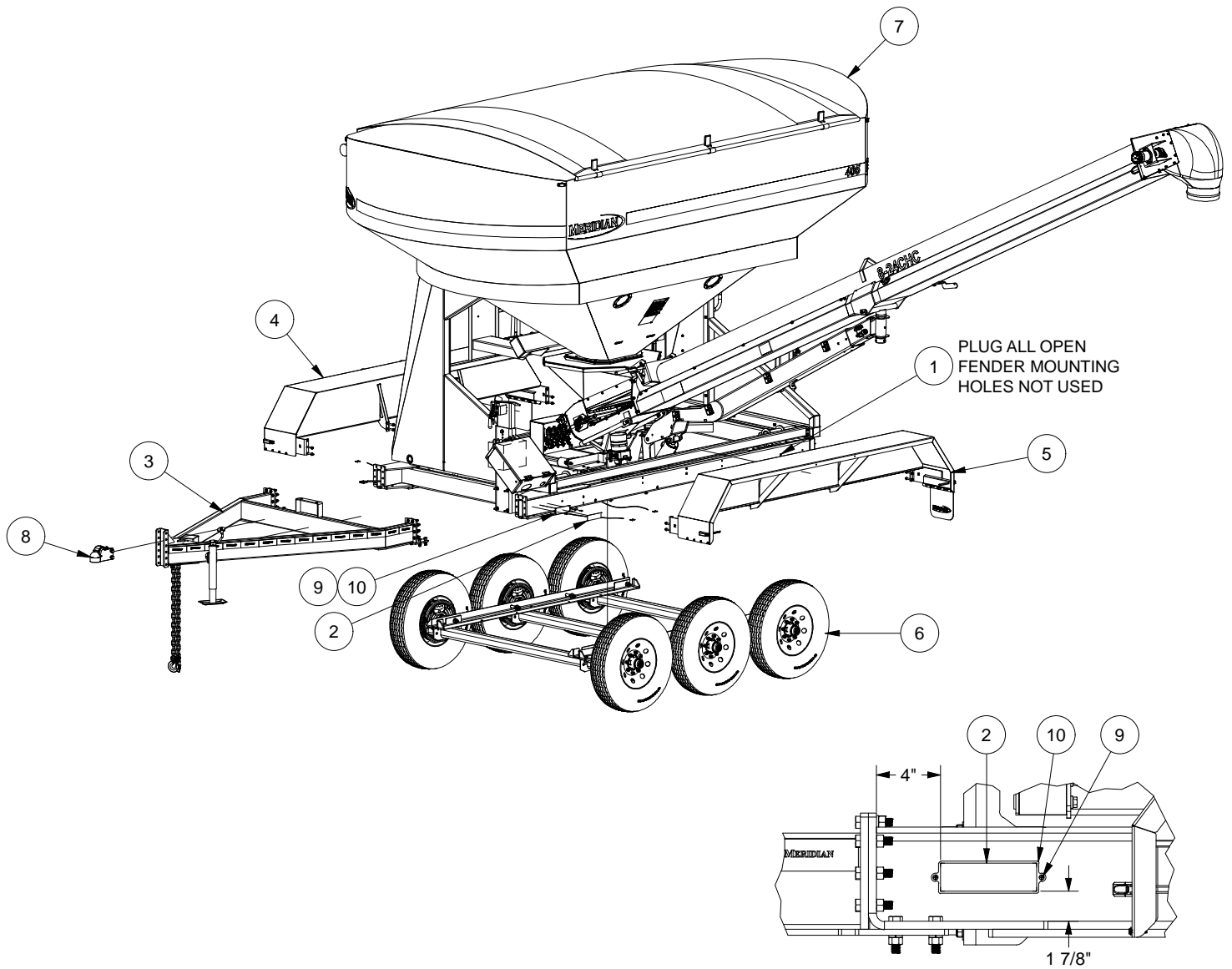


Table 14 - Part #80992: Tender 405BH-8 Triple Axle

ITEM	QTY	PART #	DESCRIPTION
1	20	17255	PLUG TUBE ROUND Ø1/2" (16-20GA) (.065"-.035")
2	1	17532	DECAL, TRAILER VIN# TEMPLATE
3	1	80166	TRAILER BUMPER HITCH ASSEMBLY 2016
4	1	40353	PASSENGER SIDE TRIPLE AXLE FENDER ASSEMBLY 405
5	1	40352	DRIVERS SIDE TRIPLE AXLE FENDER ASSEMBLY 405
6	1	40194	TRIPLE AXLE ASSEMBLY 400
7	1	40297	TENDER 405 8 BASE ASSEMBLY
8	1	40367	TRAILER COUPLER ASSEMBLY KIT 2 5/16" BALL 21K
9	2	19779	#8-18 X 3/4" SELF DRILLING ZINC SCREW
10	1	55206	VIN TAG MOUNT PLATE STAINLESS
11	-1	24688	COUPLER HITCH ASSM. 2 5/16" W/SFTY PIN

DETAIL A  
SCALE 1 / 10

### PART #32039: GOOSENECK HITCH

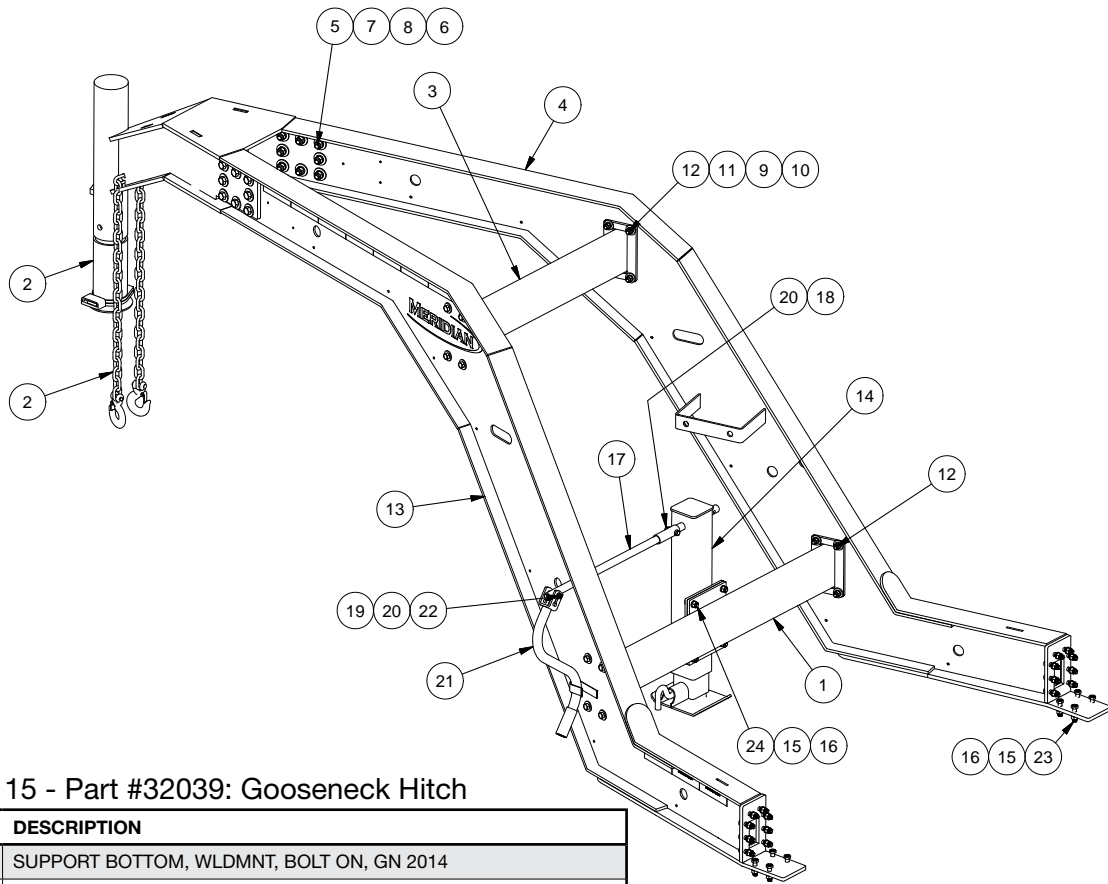


Table 15 - Part #32039: Gooseneck Hitch

ITEM QTY	PART #	DESCRIPTION
1 1	32043	SUPPORT BOTTOM, WLDMNT, BOLT ON, GN 2014
2 1	32044	NOSE WLDMNT, FRONT, BOLT ON, GN 2014
3 1	32042	SUPPORT TOP, WLDMNT, BOLT ON, GN 2014
4 1	32040	SIDE BEAM ASSEMBLY, RIGHT, I-BEAM GOOSENECK
5 16	19375	BOLT, HEX, 5/8-11 UNC X 2 STEEL, MILD
6 16	18351	NUT, HEX 5/8-11 UNC STEEL, MILD
7 32	19384	Ø5/8" FLAT WASHER
8 16	18460	WASHER, HELICAL SPRING LOCK 5/8 STEEL, MILD
9 16	18486	1/2" REGULAR HELICAL SPRING LOCK WASHERS(INCH SERIES)
10 32	18487	WASHER, 1/2 - WIDE - TYPE A STEEL, MILD
11 16	19369	MS NUT, HEX 1/2-13 UNC STEEL, MILD
12 16	10411	BOLT, HEX, 1/2-13 UNC X 1.75 STEEL, MILD
13 1	32041	SIDE BEAM ASSEMBLY, LEFT, I-BEAM GOOSENECK
14 1	25322	GOOSENECK JACK WELDMENT - 12K
15 28	19373	Ø1/2" LOCK WASHER
16 28	19115	NUT, HEX 1/2-13 UNC, GRADE 8, STEEL, MILD
17 1	25325	HANDLE EXTENSION GN JACK
18 1	19626	BOLT, HEX, FLANGED, 3/8-16 UNC X 1.75
19 3	19348	WASHER, FLAT 3/8
20 2	19347	Ø3/8"-16 UNC NYLON LOCKNUT
21 1	18197	CRANK HANDLE GN JACK
22 1	19592	BOLT, HEX, 3/8-16 UNC X2.5
23 24	15059	BOLT, HEX, 1/2"-13 UNC X 2" GRADE 8
24 4	19116	BOLT, HEX, 1/2-13 UNC X 1.5, GRADE 8, STEEL, MILD

### PART #80166: BUMPER HITCH

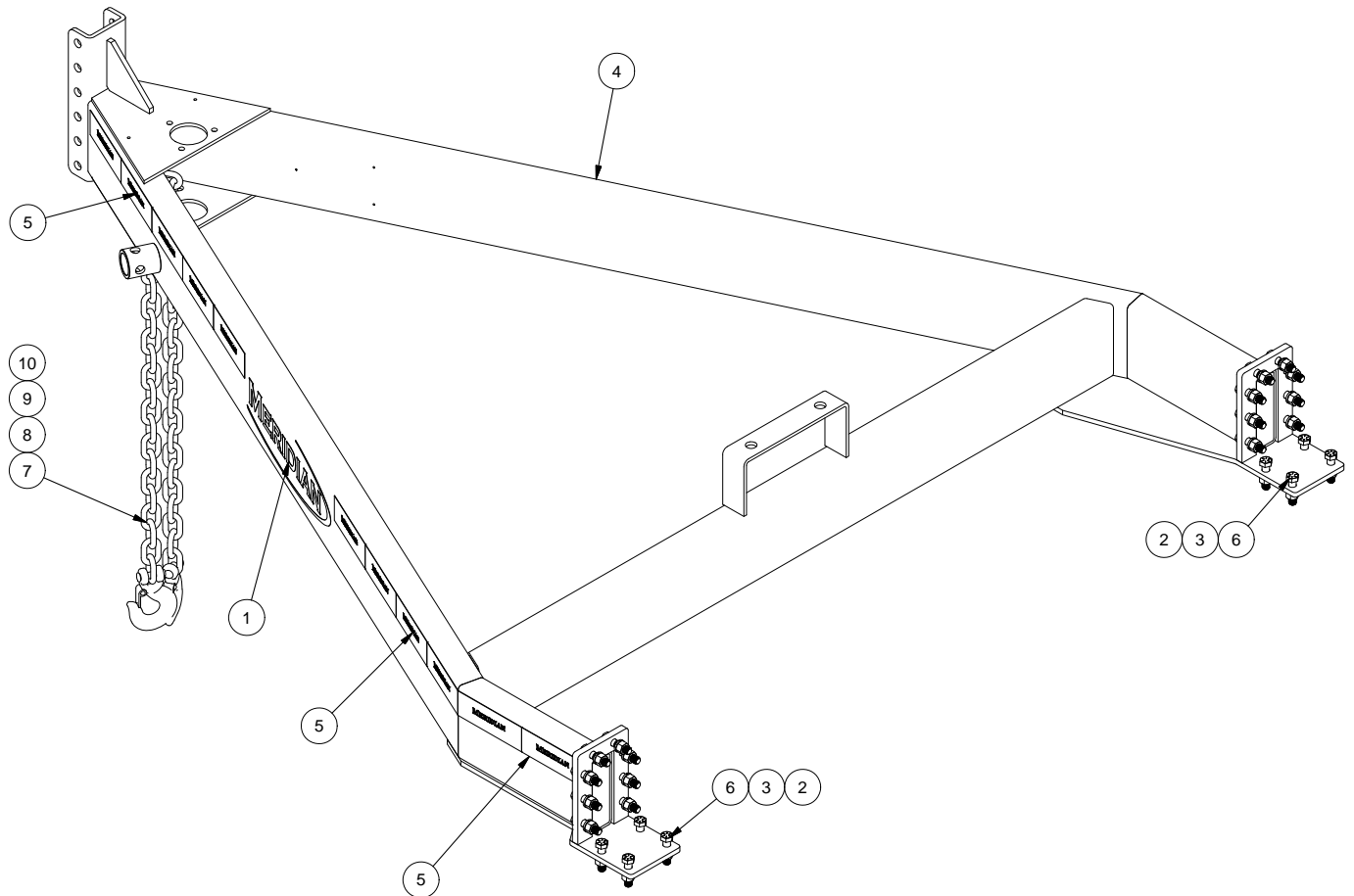


Table 16 - Part #80166: Bumper Hitch

ITEM	QTY	PART #	DESCRIPTION
1	2	19911	MERIDIAN TRAILER WHIT DECAL
2	25	19373	Ø1/2" LOCK WASHER
3	24	19115	NUT, HEX 1/2"-13 UNC, GRADE 8, STEEL, MILD
4	1	40074	BUMPER HITCH, WELDMENT, 2016, PAINTED, BLACK
5	12 FT	18096	TAPE REFLECTIVE MERIDIAN 2X6X6
6	24	15059	BOLT, HEX, 1/2"-13 UNC x 2" GRADE 8
7	2	19171	3/8" x 35", GRADE 70 SAFETY CHAIN (26400# CAPACITY)
8	2	18487	WASHER, 1/2" - WIDE - TYPE A STEEL, MILD
9	1	17234	NYLON LOCK NUT, 1/2"-13, GRADE 8, ZINC
10	1	10278	BOLT HEX 1/2"-13 FULL x 3" L GRADE 5 ZINC
11	1	18164	5K, 10" STROKE, TOP WIND JACK (NOT SHOWN)
12	1	18192	5K, TOP WIND A-FRAME JACK (NOT SHOWN)
13	1	40367	TRAILER COUPLER ASSEMBLY KIT 2 5/16" BALL, 21 K (NOT SHOWN)

**PART #40194: TRIPLE AXLE**

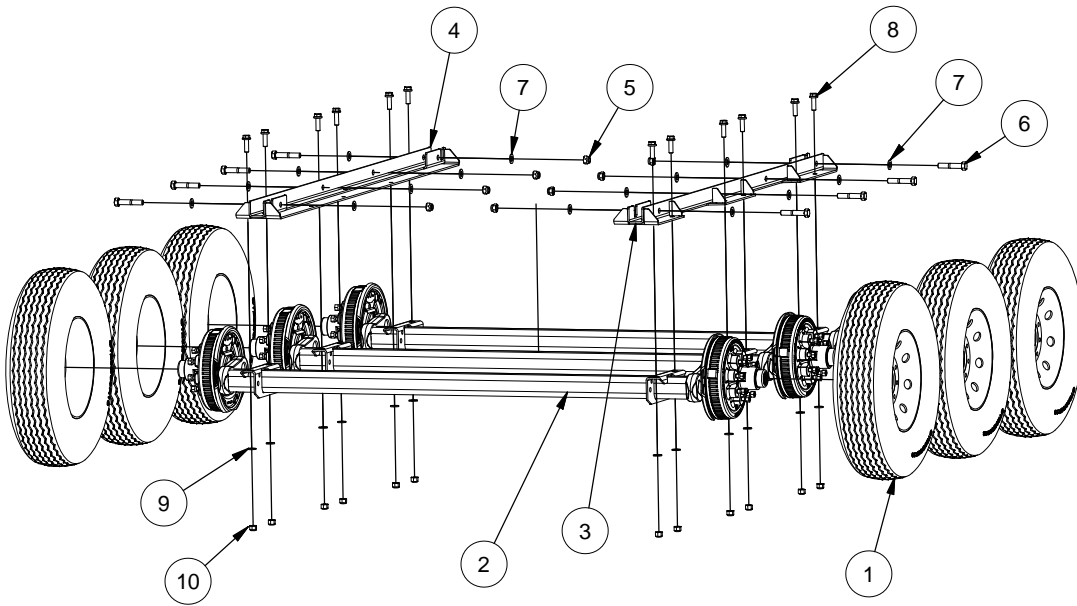


Table 17 - Part #40194: Triple Axle

ITEM	QTY	PART #	DESCRIPTION
1	6	18131	ST235/80R16-E TIRE, STEEL RIM ASSEMBLY
2	3	10350	7K AXLE 89.125" HUB FACE 9" HOLES 67" C/C MOUNT
3	1	40196	AXLE MOUNT 1 PAINTED
4	1	40193	AXLE MOUNT 2 PAINTED
5	8	18472	NUT, HEX, NYLOCK3/4-10 UNC STEEL, MILD
6	8	10351	BOLT, HEX, 3/4-10 UNC X 4 STEEL, MILD
7	16	18097	WASHER, 3/4 - NARROW - TYPE A STEEL, MILD
8	12	19567	BOLT, HEX, FLANGED, 5/8-11 UNC X 2 GRADE 8
9	12	10283	5/8" FLAT WASHER GR. 8
10	12	10285	5/8-11 UNC LOCKNUT GR. 8



This page intentionally left blank

### PAR #40352: TRIPLE AXLE FENDER ASSEMBLY, DRIVER-SIDE

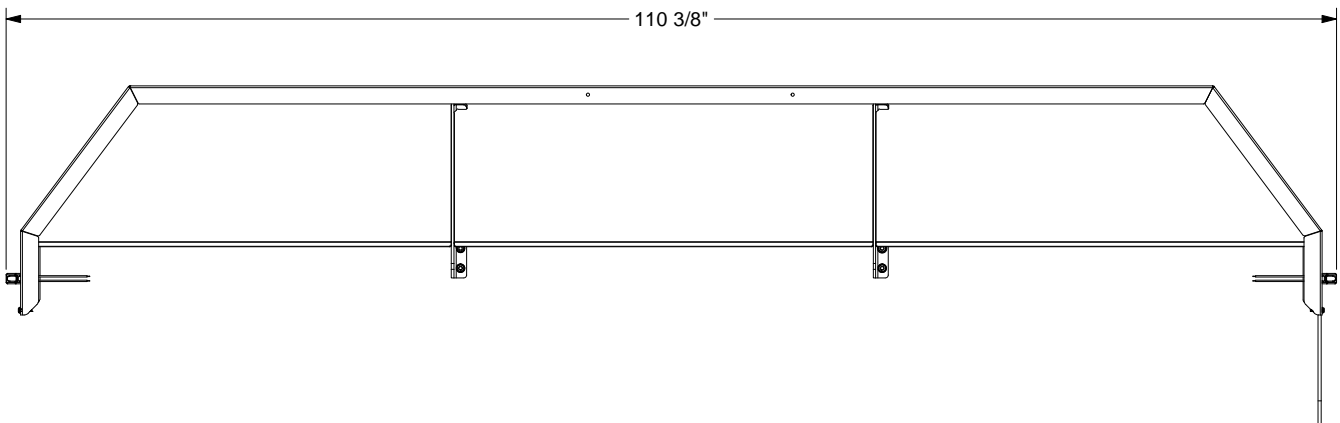
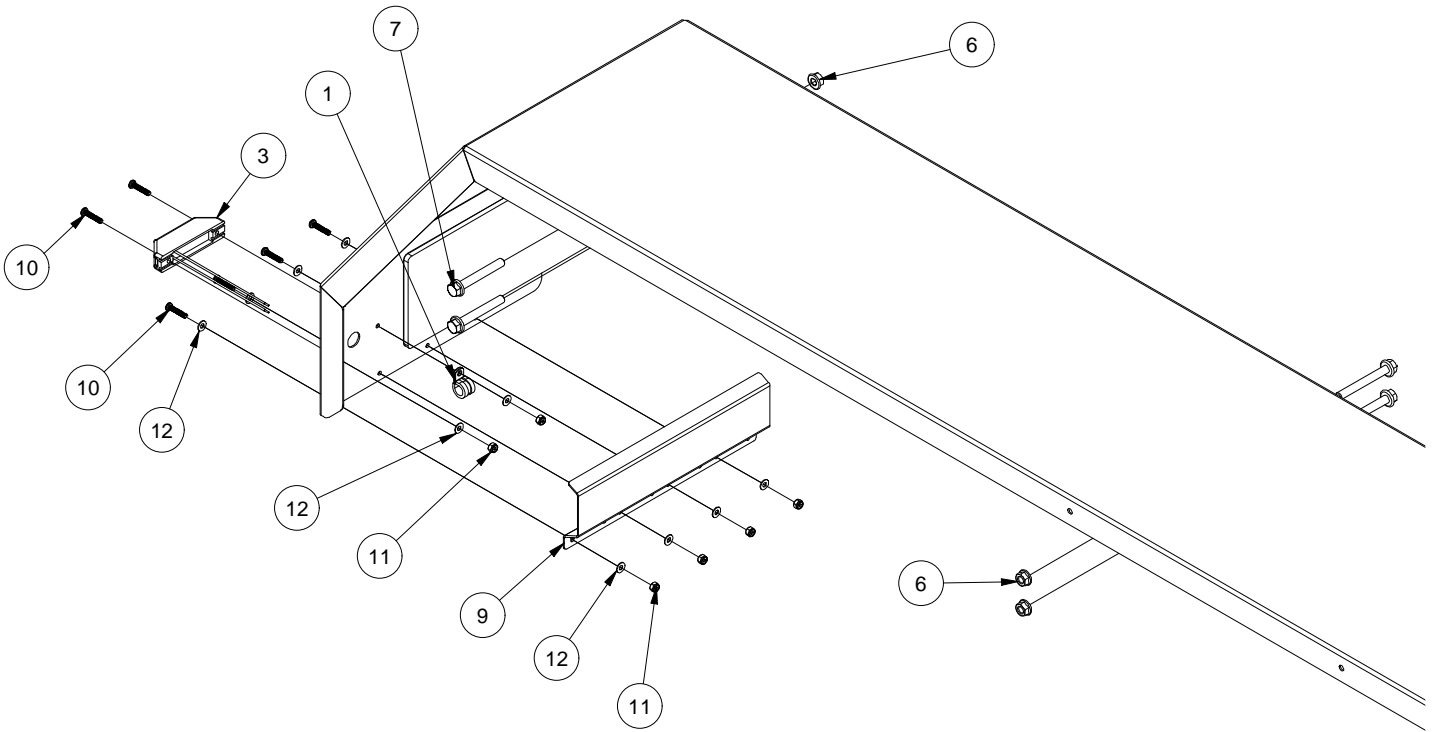
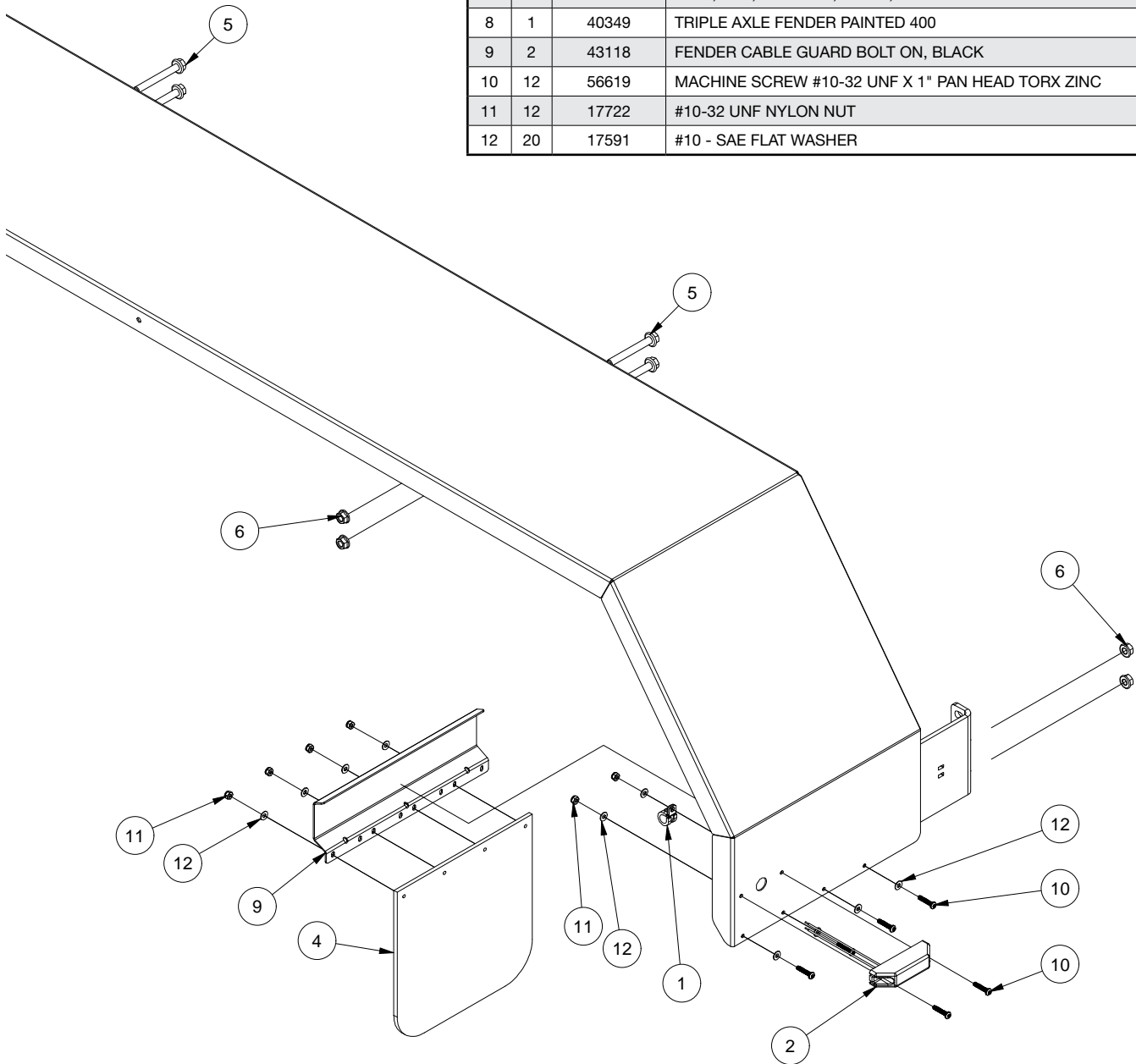


Table 18 - Part # 40352: Triple Axle Fender Assembly, Driver-Side

ITEM	QTY	PART #	DESCRIPTION
1	2	18679	CLAMP CUSHIONED LOOP (1/2")
2	1	17669	RED CLEARANCE LIGHT LED (TRUCK-LITE 3550)
3	1	17668	YEL CLEARANCE LIGHT LED (TRUCK-LITE 3550A)
4	1	19274	MUD FLAP, 10"X10"X1/4" THK, W/MERIDIAN LOGO
5	4	19539	BOLT, HEX, FLANGED, 3/8-16 UNC X 3
6	8	19564	NUT, HEX, FLANGED, 3/8-16 UNC
7	4	10357	BOLT, HEX, FLANGED, STEEL, MILD 3/8-16 UNC X 2.75
8	1	40349	TRIPLE AXLE FENDER PAINTED 400
9	2	43118	FENDER CABLE GUARD BOLT ON, BLACK
10	12	56619	MACHINE SCREW #10-32 UNF X 1" PAN HEAD TORX ZINC
11	12	17722	#10-32 UNF NYLON NUT
12	20	17591	#10 - SAE FLAT WASHER



### PART #40353: TRIPLE AXLE FENDER ASSEMBLY, PASSENGER-SIDE

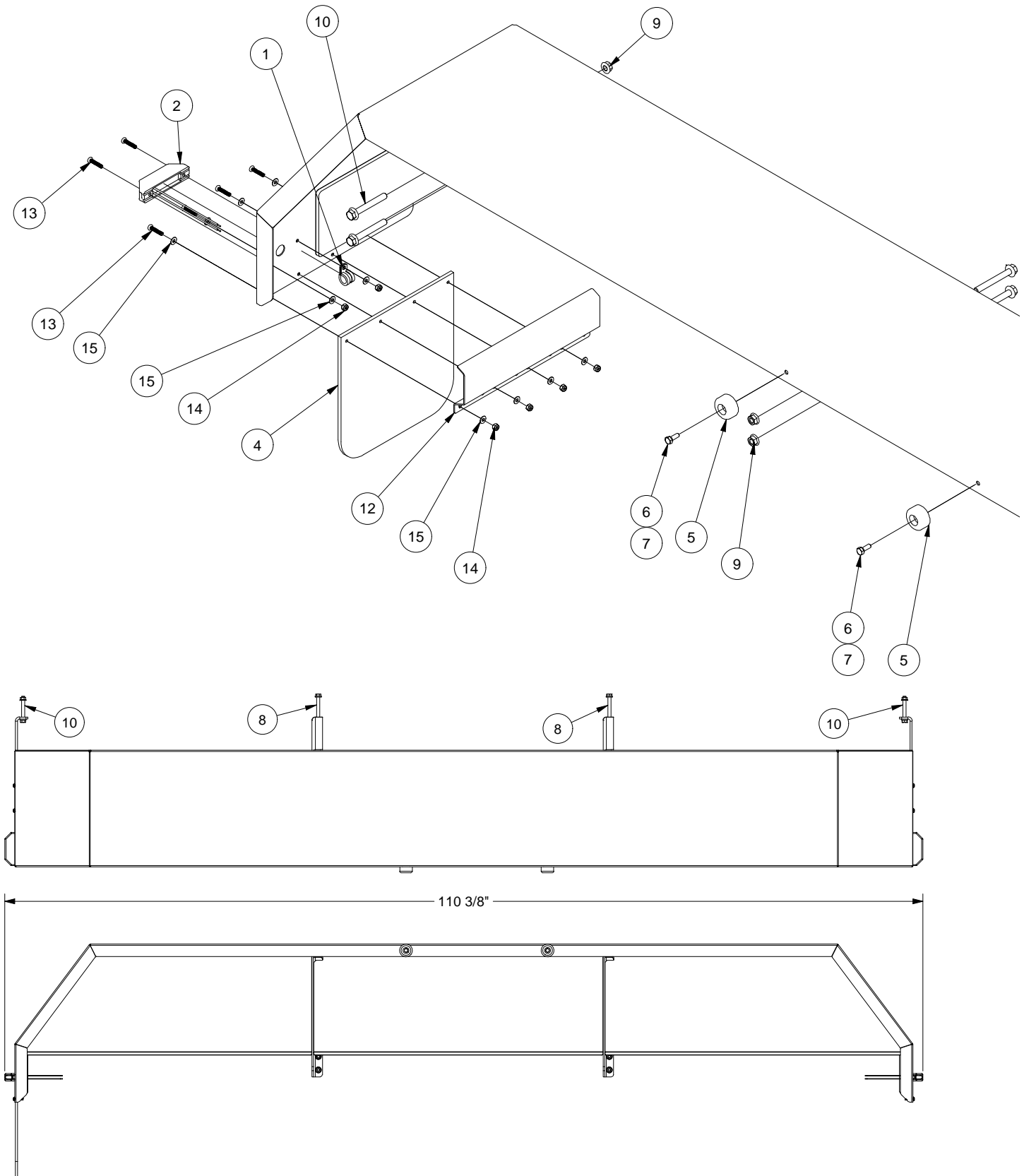
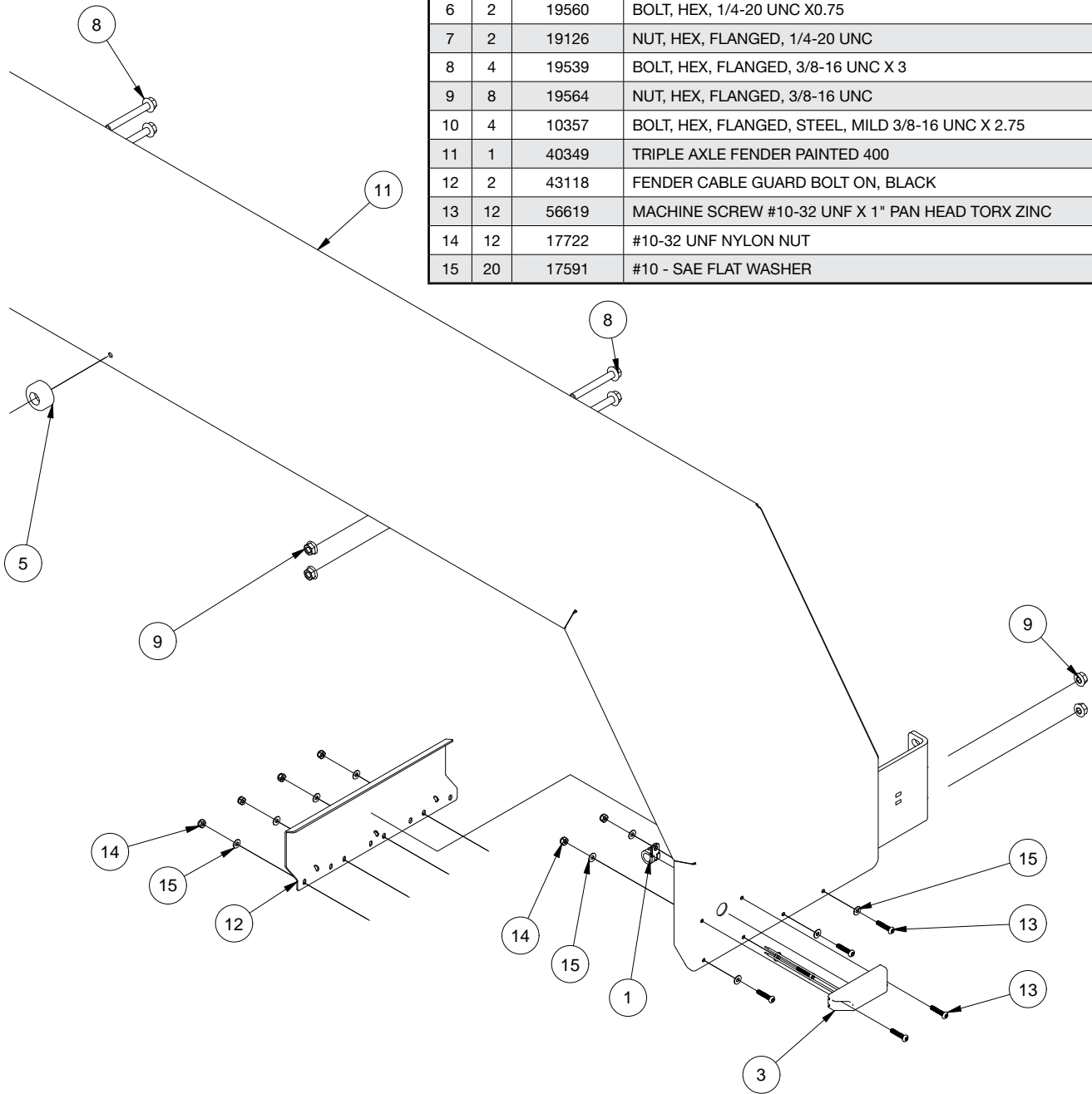


Table 19 - Part #40353: Triple Axle Fender Assembly, Passenger-Side

ITEM	QTY	PART #	DESCRIPTION
1	2	18679	CLAMP CUSHIONED LOOP (1/2")
2	1	17669	RED CLEARANCE LIGHT LED (TRUCK-LITE 3550)
3	1	17668	YEL CLEARANCE LIGHT LED (TRUCK-LITE 3550A)
4	1	19274	MUD FLAP, 10"X10"X1/4" THK, W/MERIDIAN LOGO
5	2	19133	RUBBER BUMPER
6	2	19560	BOLT, HEX, 1/4-20 UNC X0.75
7	2	19126	NUT, HEX, FLANGED, 1/4-20 UNC
8	4	19539	BOLT, HEX, FLANGED, 3/8-16 UNC X 3
9	8	19564	NUT, HEX, FLANGED, 3/8-16 UNC
10	4	10357	BOLT, HEX, FLANGED, STEEL, MILD 3/8-16 UNC X 2.75
11	1	40349	TRIPLE AXLE FENDER PAINTED 400
12	2	43118	FENDER CABLE GUARD BOLT ON, BLACK
13	12	56619	MACHINE SCREW #10-32 UNF X 1" PAN HEAD TORX ZINC
14	12	17722	#10-32 UNF NYLON NUT
15	20	17591	#10 - SAE FLAT WASHER



This page intentionally left blank

# LIMITED WARRANTY STATEMENT

Meridian Manufacturing Inc. (hereinafter referred to as Meridian®) warrants all products sold hereunder to be free from defects in manufacturing and workmanship, under normal and proper storage, service, and use, for a period of 2 (TWO) years: the first year - full warranty on Parts and Labor, the second year - Parts Only; when used in accordance with the manufacturer's guidelines, from the first date of use. Our liability extends only to the repair or replacement of the defective parts. No labor charge for the correction of the defect, by repair or replacement, will be paid by Meridian, unless prior written authorization has been granted by Meridian. Units that have been in service, then sold will carry the remainder of the 2 year warranty from Meridian.

This warranty is not applicable to, and Meridian makes no warranty with respect to, any parts not installed by Meridian or its representatives.

No implied warranty shall apply beyond the aforementioned warranty period. The foregoing warranty is exclusive of all other statutory, written or oral warranties, and no other warranties of any kind, statutory or otherwise, are given or herein expressed.

Meridian will not, under any circumstance; whether as a result of breach of contract, breach of warranty, tort, strict liability or otherwise; be liable for consequential, incidental, special or exemplary damages. This includes, but not limited to: loss of profits, loss of use or damage to any property or equipment, cost of capital, cost of substitute product, facilities or services, down time costs or claim of claimant's customers. Meridian liability for all claims of any kind or for any loss or damage arising out of, resulting from or concerning any aspect of this warranty, or from the products or services furnished hereunder; shall not exceed the purchase price allocable to the specific product which gives rise to the claim. Any or all such liability shall terminate upon the expiration of the warranty set forth above.

Certain chemicals may exist in the end user's locations, which may release airborne contaminants that can directly impact the integrity of essential paint and components. Exposure of these chemicals, to components with different chemical combinations may result in significant damage to paint, decals and mechanical failure. Meridian warranty does not cover these conditions unless otherwise noted.

All Meridian products that fall under warranty and needs service must be brought back to the dealer or point of purchase, unless otherwise agreed upon by the Meridian Warranty Department.

Register your product at: [www.meridianmfg.com](http://www.meridianmfg.com)

For warranty information, email: [warrantyusa@meridianmfg.com](mailto:warrantyusa@meridianmfg.com) | phone: (800) 437-2334

## WARRANTY REQUEST PROCEDURE

1. The product must be registered with Meridian Manufacturing Inc.
2. The purchaser must contact the dealer, from where the unit was purchased, immediately upon discovery of any defects.
3. A completed Warranty Request (Claim) Form must be submitted by the dealer to the Meridian's warranty representative for review and any subsequent course of action.
  - Warranty requests must be completed with ALL required information in order it to be considered for approval.
  - Send photographs of the entire piece of equipment, and of the specific area of concern.
4. Warranty repair work will only be performed by Meridian or an approved representative of Meridian. Warranty work completed prior to Meridian's approval will NOT be honoured. Failure to follow this procedure may affect any or all of this warranty.
5. All warranty requests will be adjudicated at the sole discretion of Meridian and in accordance with the terms and conditions of the warranty.



(800) 437-2334 | [www.meridianmfg.com](http://www.meridianmfg.com) | [tenders@meridianmfg.com](mailto:tenders@meridianmfg.com)